

FLOOR PLANS

CITYLIFE
@TAMPINES





Artist's Impression

Site Plan

- | | | |
|---------------------------------|-------------------------------------|-----------------------------|
| 1. Main Entry | 14. Children's Pool | 27. Active Balancing Course |
| 2. Guardhouse | 15. Breeze Garden with Hammock Cove | 28. Treehouse Playground |
| 3. Water Cascade | 16. Meadow | 29. Pedestrian Side Gates |
| 4. Drop-Off Canopy | 17. Family Pavilion | |
| 5. Clubhouse | 18. Jogging Loop | |
| 6. Infinity Lounge (Party Deck) | 19. Reflexology Footpath | |
| 7. Hydrotherapy Spa Pool | 20. Fitness Station | |
| 8. Foot Spa Pool | 21. Tai-Chi Lawn | |
| 9. Aqua Deck with Loungers | 22. Reading Corner | |
| 10. Lap Pool | 23. Floating Walkway | |
| 11. Poolside Sun Deck | 24. Tennis Court | |
| 12. Poolside Dining Pavilion | 25. BBQ Pavilion for Outdoor Dining | |
| 13. Infinity Edge | 26. Toddlers' Playground | |

THEMED GARDENS

- 30. Tampines Tree Gateway
- 31. Bamboo Boulevard
- 32. Aromatherapy Garden: Spices
- 33. Aromatherapy Garden: Citrus
- 34. Aromatherapy Garden: Blooms
- 35. Lush Perimeter Planting

Unit Distribution

Block 51

Level	Unit			
	01	02	03	04
Roof			G4PHr	
15	C6d	C7b		
14	C6c	C7a	G4	
13	C6b	C7b	F2b	F1b
12	C6c	C7a	F2a	F1c
11	C6b	C7b	F2b	F1b
10	C6c	C7a	F2a	F1c
9	C6b	C7b	F2b	F1b
8	C6c	C7a	F2a	F1c
7	C6b	C7b	F2b	F1b
6	C6c	C7a	F2a	F1c
5	C6b	C7a	F2b	F1b
4	C6a	C7a	F2a	F1a
3	C6a	C7a	F2b	F1a
2	C6a	C7a	F2a	F1a
1	C6P-2	C7P-2	F2P-2	F1P-2

Block 53

Level	Unit		
	05	06	07
Roof			F3PHs
15	C7b	C6d	
14	C7a	C6c	F3c
13	C7b	C6b	F3b
12	C7a	C6c	F3c
11	C7b	C6b	F3b
10	C7a	C6c	F3c
9	C7b	C6b	F3b
8	C7a	C6c	F3c
7	C7b	C6b	F3b
6	C7a	C6c	F3c
5	C7a	C6b	F3b
4	C7a	C6a	F3a
3	C7a	C6a	F3a
2	C7a	C6a	F3a
1	C7P-3	C6P-3	F3P-2

Block 55

Level	Unit			
	08	09	10	11
Roof			C4PHr	C3PHr
14	C1d	C2d		
13	C1b	C2b	C4b	C3b
12	C1c	C2c	C4c	C3c
11	C1b	C2b	C4b	C3b
10	C1c	C2c	C4c	C3c
9	C1b	C2b	C4b	C3b
8	C1c	C2c	C4c	C3c
7	C1b	C2b	C4b	C3b
6	C1c	C2c	C4c	C3c
5	C1b	C2b	C4b	C3b
4	C1a	C2a	C4a	C3a
3	C1a	C2a	C4a	C3a
2	C1a	C2a	C4a	C3a
1	C1P-3	C2P-3	C4P-3	C3P-3

Block 57

Level	Unit			
	12	13	14	15
Roof			D3PHr	C4PHr
14	C2d	D1d		
13	C2b	D1b	D3b	C4b
12	C2c	D1c	D3c	C4c
11	C2b	D1b	D3b	C4b
10	C2c	D1c	D3c	C4c
9	C2b	D1b	D3b	C4b
8	C2c	D1c	D3c	C4c
7	C2b	D1b	D3b	C4b
6	C2c	D1c	D3c	C4c
5	C2b	D1b	D3b	C4b
4	C2a	D1a	D3a	C4a
3	C2a	D1a	D3a	C4a
2	C2a	D1a	D3a	C4a
1	C2P-3	D1P-3	D3P-3	C4P-3

Block 59

Level	Unit			
	16	17	18	19
Roof		G5PHr		D3PHr
13	D1e			
12	D1c	G5		D3c
11	D1b	D2d	D4d	D3b
10	D1c	D2c	D4c	D3c
9	D1b	D2b	D4b	D3b
8	D1c	D2c	D4c	D3c
7	D1b	D2b	D4b	D3b
6	D1c	D2c	D4c	D3c
5	D1b	D2b	D4b	D3b
4	D1a	D2a	D4a	D3a
3	D1a	D2a	D4a	D3a
2	D1a	D2a	D4a	D3a
1	D1P-3	D2P-2	D4P-3	D3P-3

Block 61

Level	Unit			
	20	21	22	23
Roof		G5PHr		D3PHr
13			D1e	
12		G5	D1c	D3c
11	D4d	D2d	D1b	D3b
10	D4c	D2c	D1c	D3c
9	D4b	D2b	D1b	D3b
8	D4c	D2c	D1c	D3c
7	D4b	D2b	D1b	D3b
6	D4c	D2c	D1c	D3c
5	D4b	D2b	D1b	D3b
4	D4a	D2a	D1a	D3a
3	D4a	D2a	D1a	D3a
2	D4a	D2a	D1a	D3a
1	D4P-3	D2P-3	D1P-3	D3P-3

Block 63

Level	Unit			
	24	25	26	27
Roof				C4PHr-2
14	C3PHs	C1d	C2d	
13	C3b	C1b	C2b	C4b
12	C3c	C1c	C2c	C4c
11	C3b	C1b	C2b	C4b
10	C3c	C1c	C2c	C4c
9	C3b	C1b	C2b	C4b
8	C3c	C1c	C2c	C4c
7	C3b	C1b	C2b	C4b
6	C3c	C1c	C2c	C4c
5	C3b	C1b	C2b	C4b
4	C3a	C1a	C2a	C4a
3	C3a	C1a	C2a	C4a
2	C3a	C1a	C2a	C4a
1	C3P-3	C1P-3	CP2-3	C4P-3

Block 65

Level	Unit			
	28	29	30	31
Roof				G1PHr
14	C4PHr	C2d		
13	C4b	C2b		G1
12	C4c	C2c	C1c	C3d
11	C4b	C2b	C1b	C3b
10	C4c	C2c	C1c	C3c
9	C4b	C2b	C1b	C3b
8	C4c	C2c	C1c	C3c
7	C4b	C2b	C1b	C3b
6	C4c	C2c	C1c	C3c
5	C4b	C2b	C1b	C3b
4	C4a	C2a	C1a	C3a
3	C4a	C2a	C1a	C3a
2	C4a	C2a	C1a	C3a
1	C4P-3	C2P-3	C1P-2	C3P-3

Block 67

Level	Unit						
	32	33	34	35	36	37	38
Roof							G3PHr
15	G2PHs						
14	G2		B2b	B1a	C5c		G3
13	E3d	C5b	B2a	B1a	C5b	E1b	E2a
12	E3c	C5c	B2a	B1a	C5c	E1c	E2a
11	E3b	C5b	B2a	B1a	C5b	E1b	E2a
10	E3c	C5c	B2a	B1a	C5c	E1c	E2a
9	E3b	C5b	B2a	B1a	C5b	E1b	E2a
8	E3c	C5c	B2a	B1a	C5c	E1c	E2a
7	E3b	C5b	B2a	B1a	C5b	E1b	E2a
6	E3c	C5c	B2a	B1a	C5c	E1c	E2a
5	E3b	C5b	B2a	B1a	C5b	E1b	E2a
4	E3a	C5a	B2a			E1a	E2a
3	E3a	C5a	B2a			E1a	E2a
2	E3a					E1a	E2a
1	E3P-2					E1P-2	E2P-2

Legend

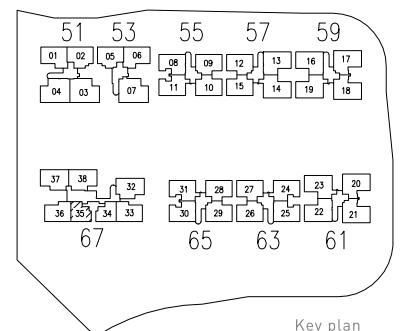
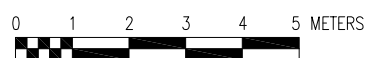
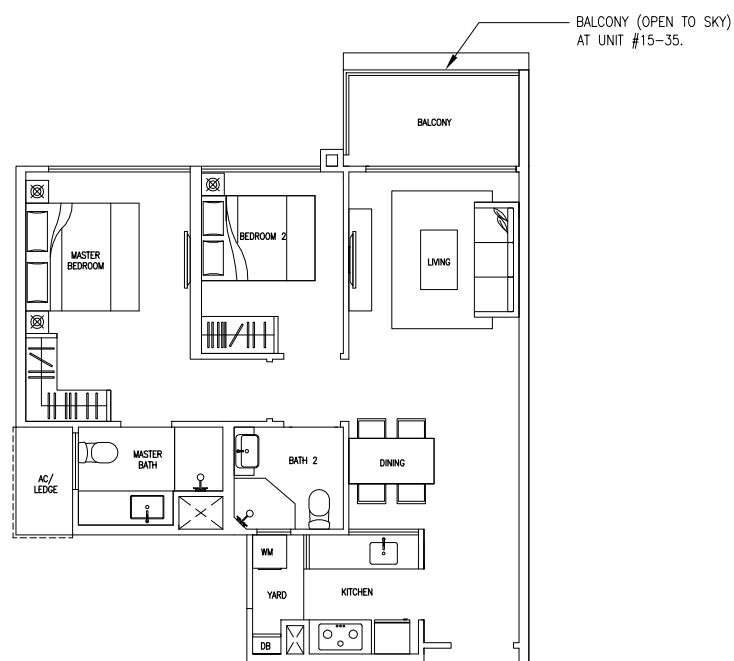
- 2BR
- 3BR
- 4BR
- 3DK
- 4DK
- Skysuite
- Penthouse

2 bedroom

Type B1a

73 sq m / 786 sq ft

#05-35 to #15-35



Key plan
(Not to scale)

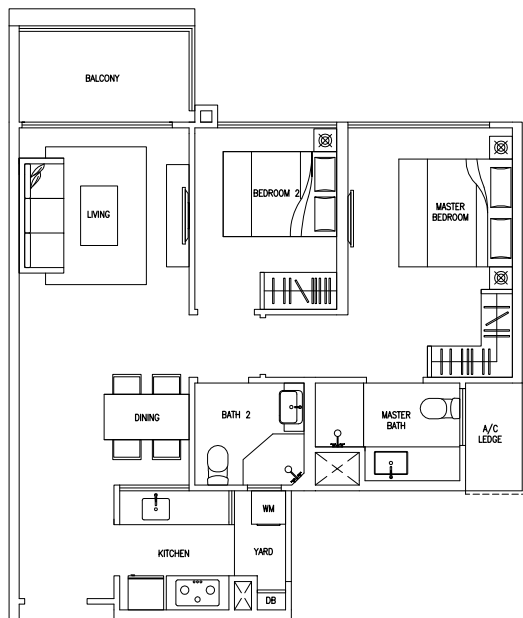
Area includes A/C ledge, balcony, PES, open terrace and void (where applicable). Orientations and facings will differ depending on the unit you are purchasing. Please refer to the key plan. The plans are subjected to change as may be required or approved by relevant authorities. All areas are approximate and subject to final survey. The developer and its agents cannot be held liable for any inaccuracies.

2 bedroom

Type B2a

73 sq m / 786 sq ft

#03-34 to #13-34

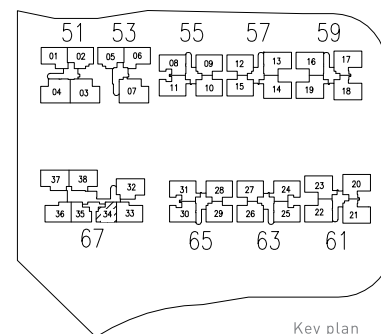
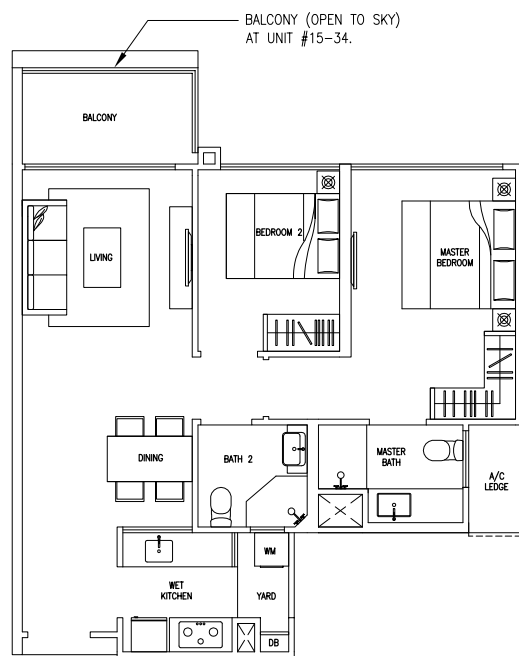


Type B2b

73 sq m / 786 sq ft

#14-34

#15-34



Key plan
(Not to scale)

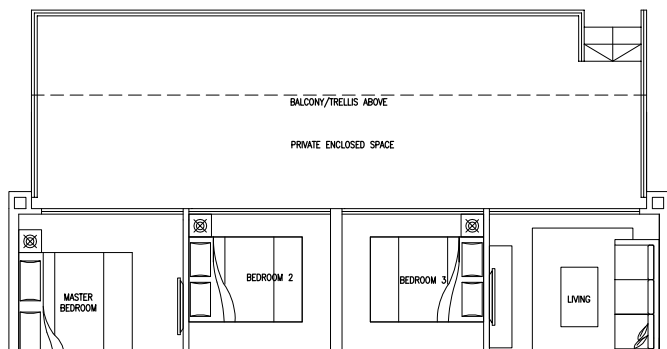
Area includes A/C ledge, balcony, PES, open terrace and void (where applicable). Orientations and facings will differ depending on the unit you are purchasing. Please refer to the key plan. The plans are subjected to change as may be required or approved by relevant authorities. All areas are approximate and subject to final survey. The developer and its agents cannot be held liable for any inaccuracies.

3 bedroom

Type C1P-3

132 sq m / 1421 sq ft

#01-08
#01-25



Type C1a

108 sq m / 1163 sq ft

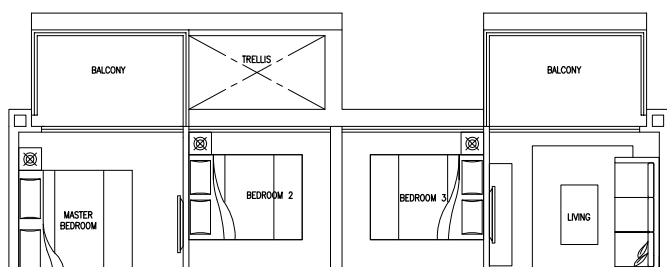
#02-08 to #04-08
#02-25 to #04-25



Type C1b

103 sq m / 1109 sq ft

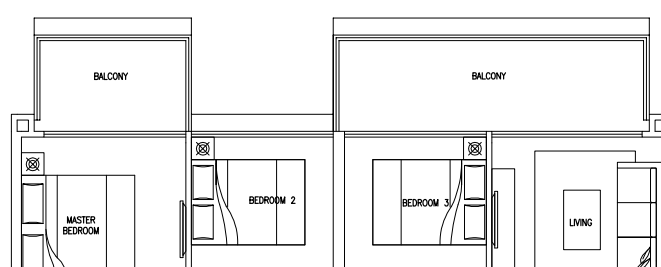
#05-08 #05-25
#07-08 #07-25
#09-08 #09-25
#11-08 #11-25
#13-08 #13-25



Type C1c

108 sq m / 1163 sq ft

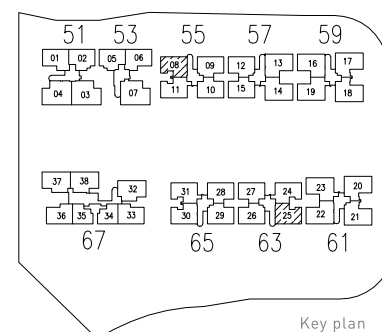
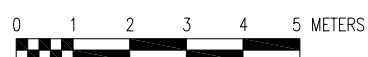
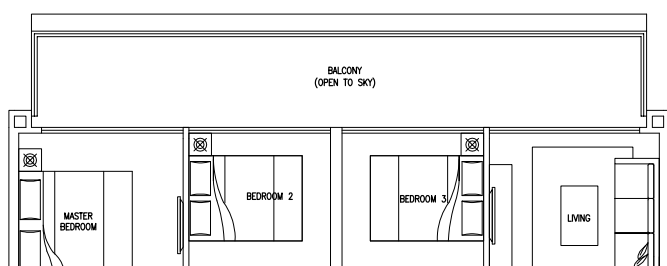
#06-08 #06-25
#08-08 #08-25
#10-08 #10-25
#12-08 #12-25



Type C1d

112 sq m / 1206 sq ft

#14-08
#14-25



Key plan
(Not to scale)

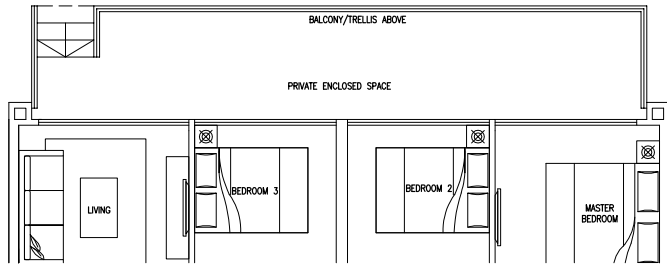
Area includes A/C ledge, balcony, PES, open terrace and void (where applicable). Orientations and facings will differ depending on the unit you are purchasing. Please refer to the key plan. The plans are subjected to change as may be required or approved by relevant authorities. All areas are approximate and subject to final survey. The developer and its agents cannot be held liable for any inaccuracies.

3 bedroom

Type C1P-2

115 sq m / 1238 sq ft

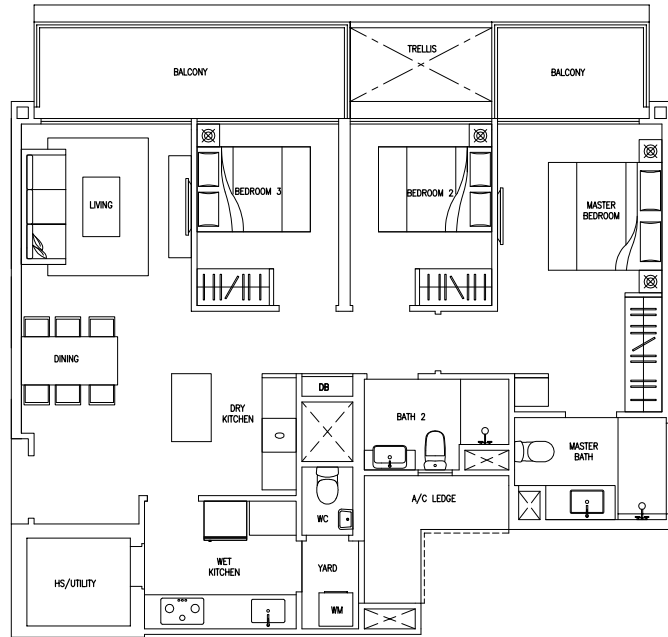
#01-30



Type C1a (Mirrored Unit)

108 sq m / 1163 sq ft

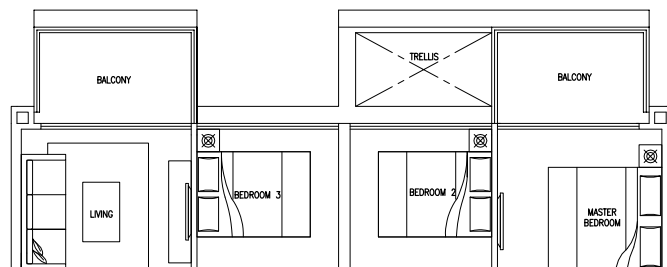
#02-30 to #04-30



Type C1b (Mirrored Unit)

103 sq m / 1109 sq ft

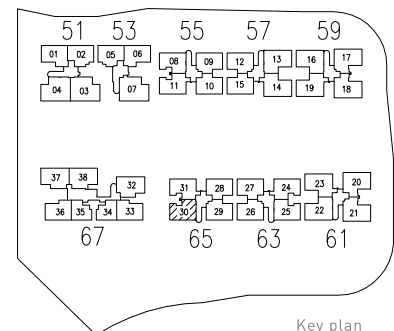
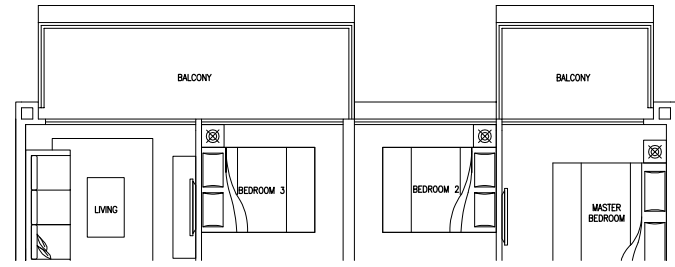
#05-30
#07-30
#09-30
#11-30



Type C1c (Mirrored Unit)

108 sq m / 1163 sq ft

#06-30
#08-30
#10-30
#12-30



Key plan
(Not to scale)

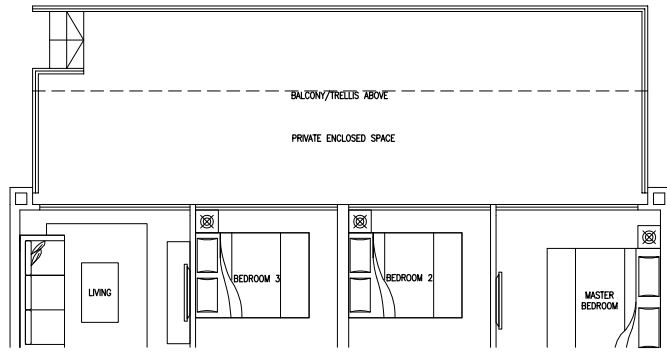
Area includes A/C ledge, balcony, PES, open terrace and void (where applicable). Orientations and facings will differ depending on the unit you are purchasing. Please refer to the key plan. The plans are subjected to change as may be required or approved by relevant authorities. All areas are approximate and subject to final survey. The developer and its agents cannot be held liable for any inaccuracies.

3 bedroom

Type C2P-3

134 sq m / 1442 sq ft

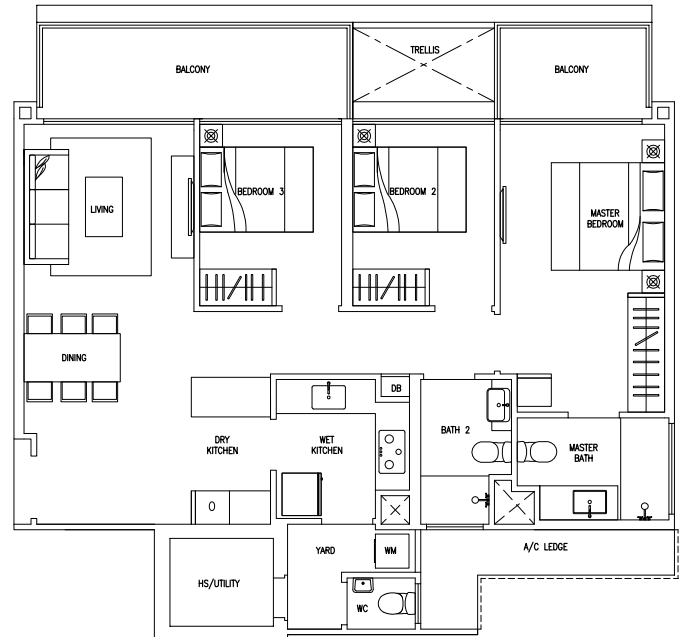
#01-09
#01-26



Type C2a

110 sq m / 1184 sq ft

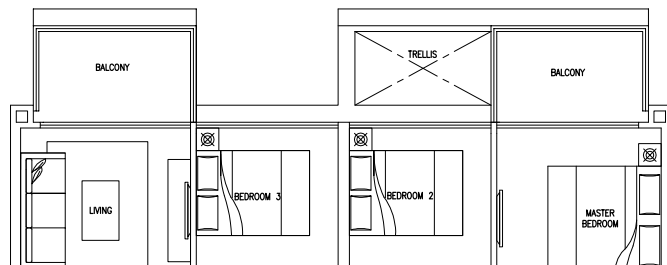
#02-09 to #04-09
#02-26 to #04-26



Type C2b

105 sq m / 1130 sq ft

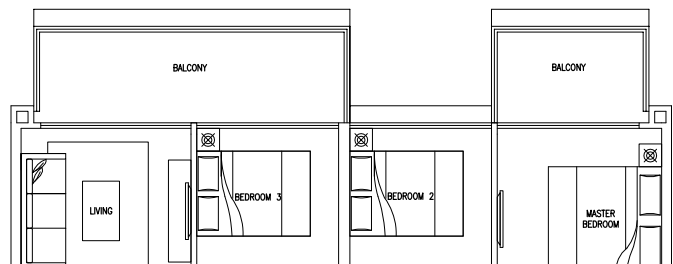
#05-09 #05-26
#07-09 #07-26
#09-09 #09-26
#11-09 #11-26
#13-09 #13-26



Type C2c

110 sq m / 1184 sq ft

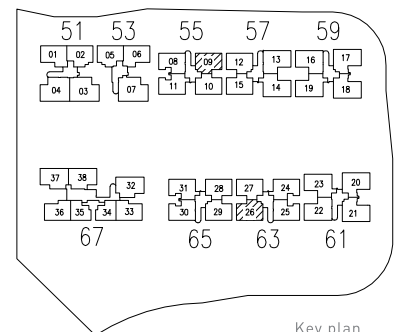
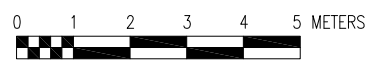
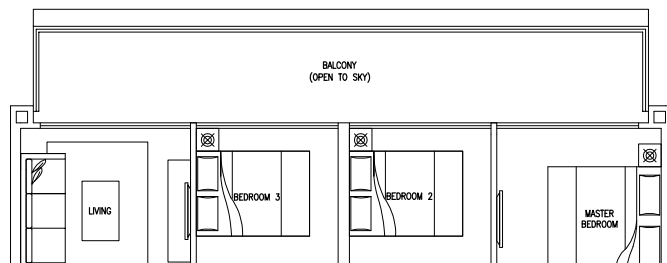
#06-09 #06-26
#08-09 #08-26
#10-09 #10-26
#12-09 #12-26



Type C2d

114 sq m / 1227 sq ft

#14-09
#14-26



Key plan
(Not to scale)

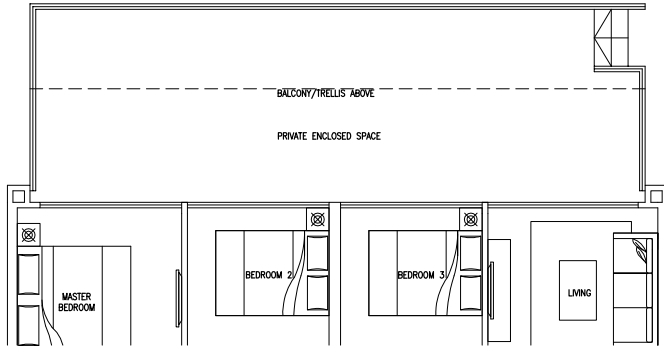
Area includes A/C ledge, balcony, PES, open terrace and void (where applicable). Orientations and facings will differ depending on the unit you are purchasing. Please refer to the key plan. The plans are subjected to change as may be required or approved by relevant authorities. All areas are approximate and subject to final survey. The developer and its agents cannot be held liable for any inaccuracies.

3 bedroom

Type C2P-3 (Mirrored Unit)

134 sq m / 1442 sq ft

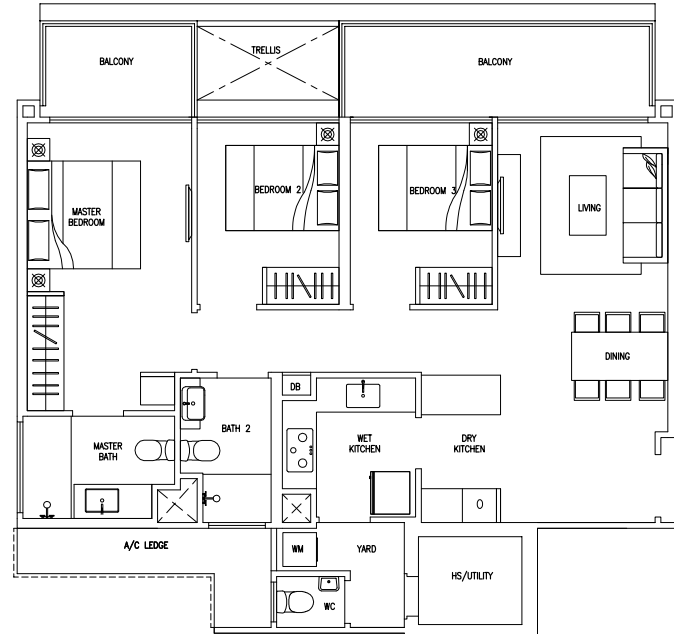
#01-12
#01-29



Type C2a (Mirrored Unit)

110 sq m / 1184 sq ft

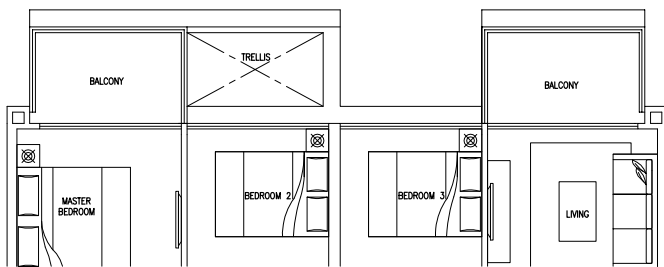
#02-12 to #04-12
#02-29 to #04-29



Type C2b (Mirrored Unit)

105 sq m / 1130 sq ft

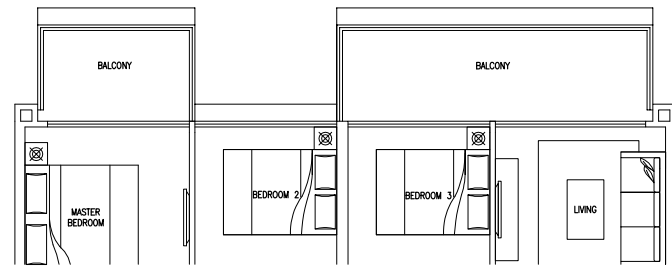
#05-12 #05-29
#07-12 #07-29
#09-12 #09-29
#11-12 #11-29
#13-12 #13-29



Type C2c (Mirrored Unit)

110 sq m / 1184 sq ft

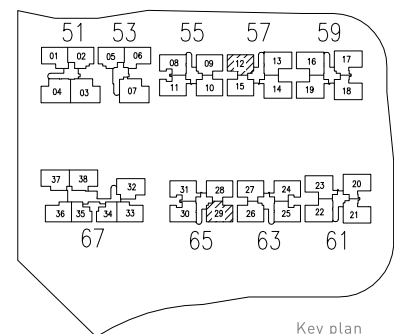
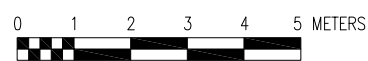
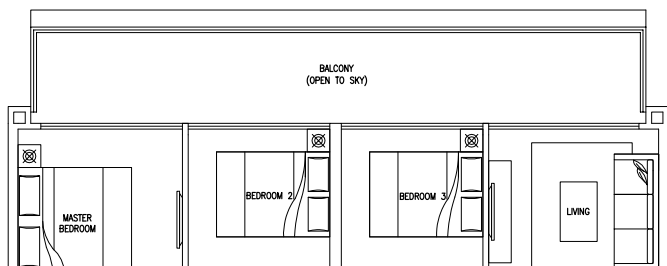
#06-12 #06-29
#08-12 #08-29
#10-12 #10-29
#12-12 #12-29



Type C2d (Mirrored Unit)

114 sq m / 1227 sq ft

#14-12
#14-29



Key plan
(Not to scale)

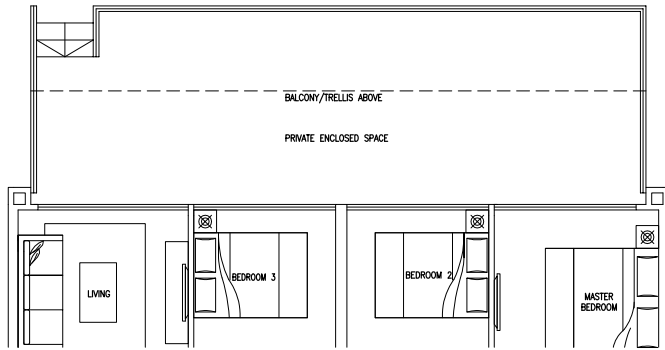
Area includes A/C ledge, balcony, PES, open terrace and void (where applicable). Orientations and facings will differ depending on the unit you are purchasing. Please refer to the key plan. The plans are subjected to change as may be required or approved by relevant authorities. All areas are approximate and subject to final survey. The developer and its agents cannot be held liable for any inaccuracies.

3 bedroom

Type C3P-3

137 sq m / 1475 sq ft

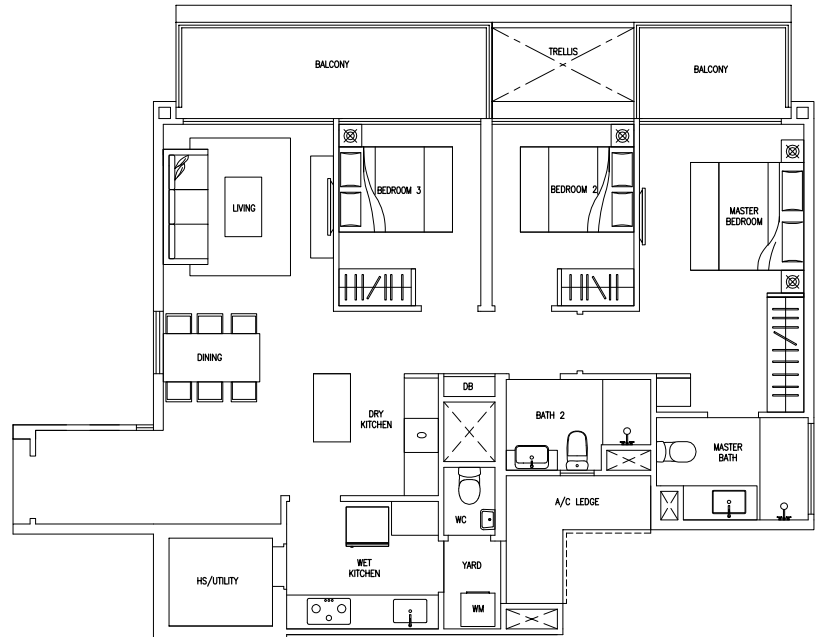
#01-11
#01-24



Type C3a

113 sq m / 1216 sq ft

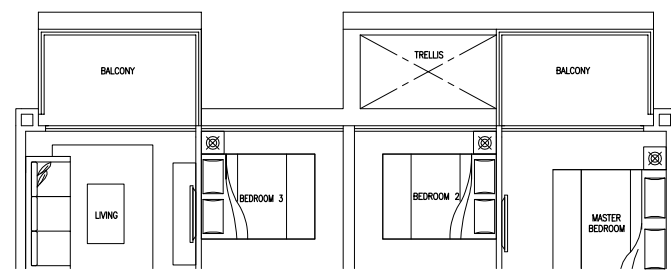
#02-11 to #04-11
#02-24 to #04-24



Type C3b

108 sq m / 1163 sq ft

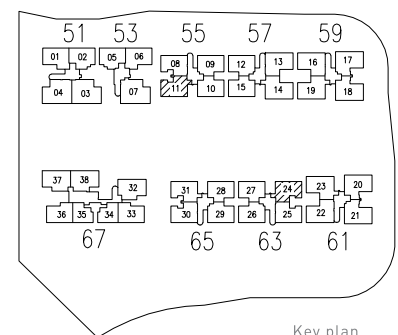
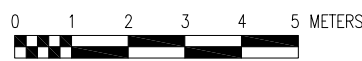
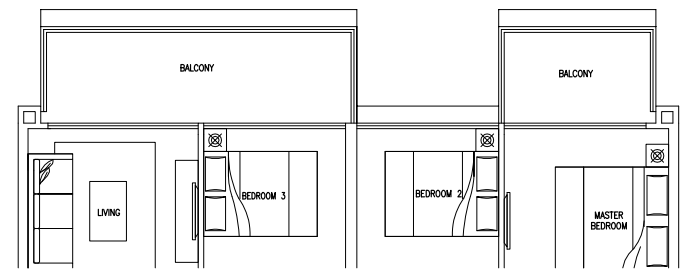
#05-11 #05-24
#07-11 #07-24
#09-11 #09-24
#11-11 #11-24
#13-11 #13-24



Type C3c

113 sq m / 1216 sq ft

#06-11 #06-24
#08-11 #08-24
#10-11 #10-24
#12-11 #12-24



Key plan
(Not to scale)

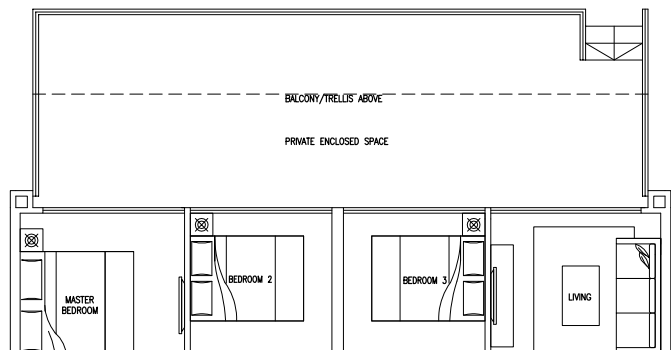
Area includes A/C ledge, balcony, PES, open terrace and void (where applicable). Orientations and facings will differ depending on the unit you are purchasing. Please refer to the key plan. The plans are subjected to change as may be required or approved by relevant authorities. All areas are approximate and subject to final survey. The developer and its agents cannot be held liable for any inaccuracies.

3 bedroom

Type C3P-3 (Mirrored Unit)

137 sq m / 1475 sq ft

#01-31



Type C3a (Mirrored Unit)

113 sq m / 1216 sq ft

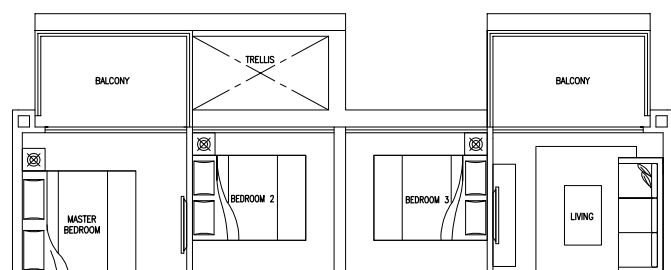
#02-31 to #04-31



Type C3b (Mirrored Unit)

108 sq m / 1163 sq ft

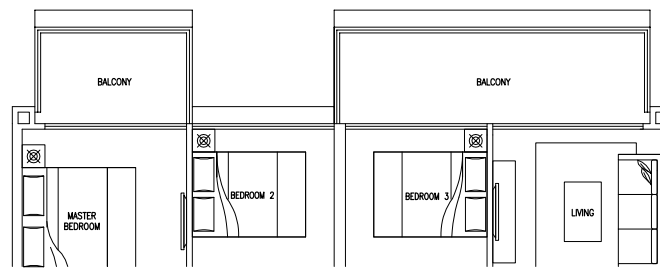
#05-31
#07-31
#09-31
#11-31



Type C3c (Mirrored Unit)

113 sq m / 1216 sq ft

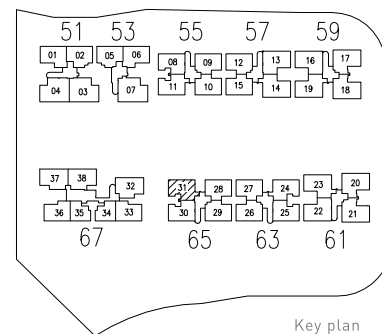
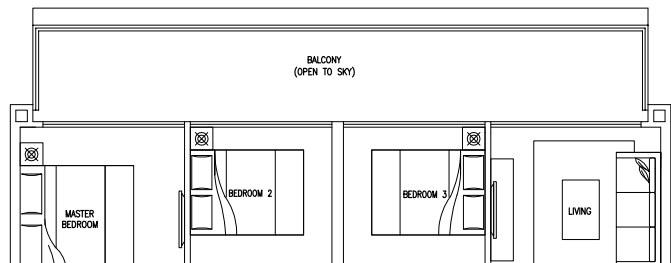
#06-31
#08-31
#10-31



Type C3d

117 sq m / 1259 sq ft

#12-31



Key plan
(Not to scale)

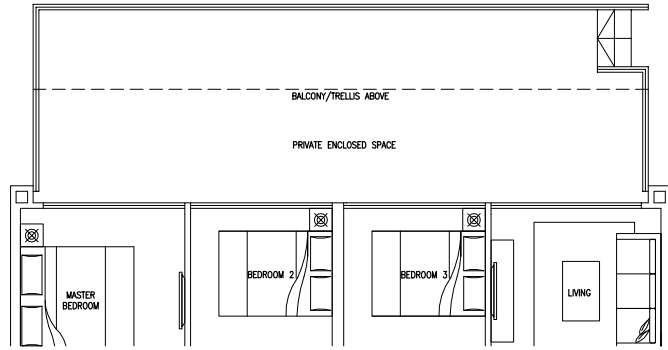
Area includes A/C ledge, balcony, PES, open terrace and void (where applicable). Orientations and facings will differ depending on the unit you are purchasing. Please refer to the key plan. The plans are subjected to change as may be required or approved by relevant authorities. All areas are approximate and subject to final survey. The developer and its agents cannot be held liable for any inaccuracies.

3 bedroom

Type C4P-3

134 sq m / 1442 sq ft

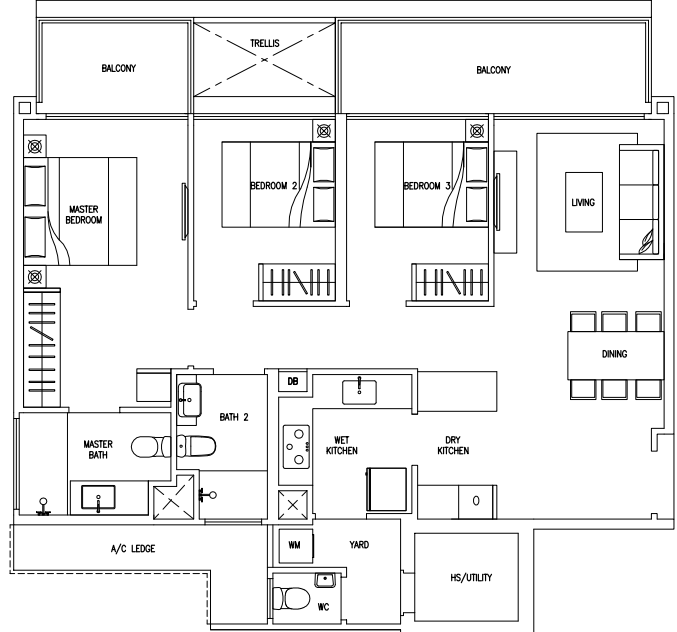
#01-10
#01-27



Type C4a

110 sq m / 1184 sq ft

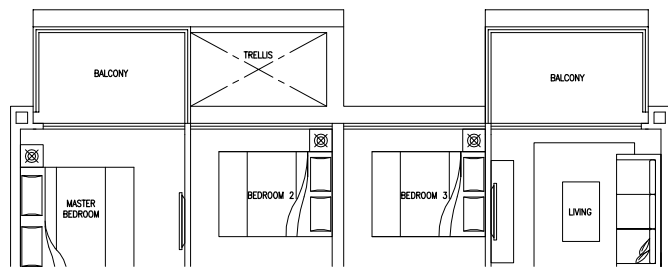
#02-10 to #04-10
#02-27 to #04-27



Type C4b

105 sq m / 1130 sq ft

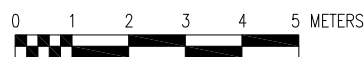
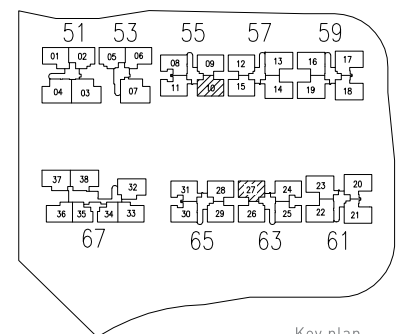
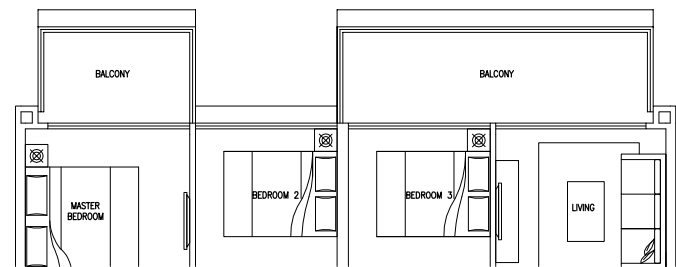
#05-10 #05-27
#07-10 #07-27
#09-10 #09-27
#11-10 #11-27
#13-10 #13-27



Type C4c

110 sq m / 1184 sq ft

#06-10 #06-27
#08-10 #08-27
#10-10 #10-27
#12-10 #12-27



Key plan
(Not to scale)

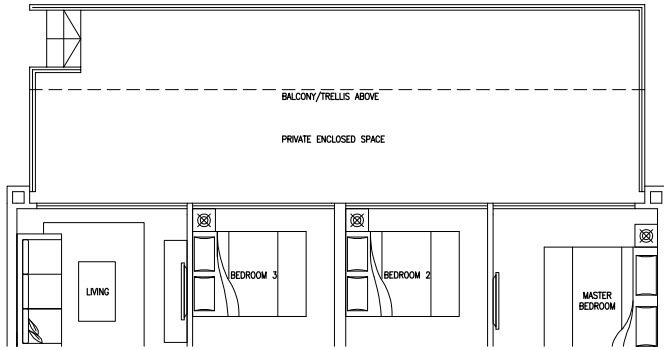
Area includes A/C ledge, balcony, PES, open terrace and void (where applicable). Orientations and facings will differ depending on the unit you are purchasing. Please refer to the key plan. The plans are subjected to change as may be required or approved by relevant authorities. All areas are approximate and subject to final survey. The developer and its agents cannot be held liable for any inaccuracies.

3 bedroom

Type C4P-3 (Mirrored Unit)

134 sq m / 1442 sq ft

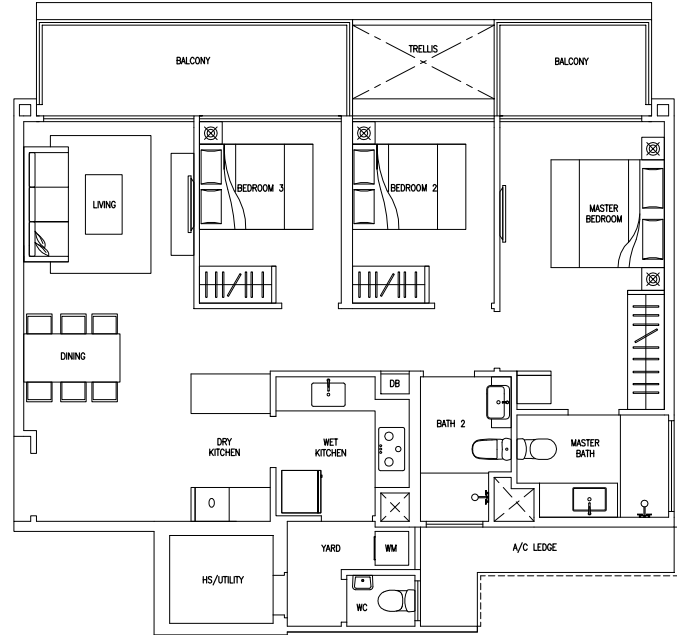
#01-15
#01-28



Type C4a (Mirrored Unit)

110 sq m / 1184 sq ft

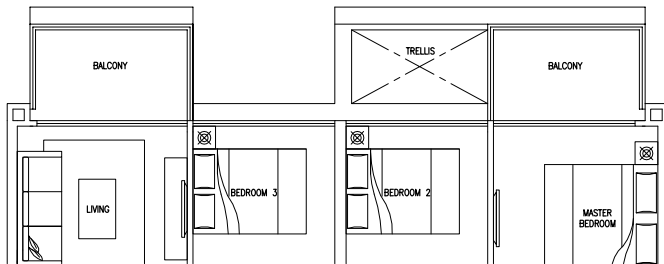
#02-15 to #04-15
#02-28 to #04-28



Type C4b (Mirrored Unit)

105 sq m / 1130 sq ft

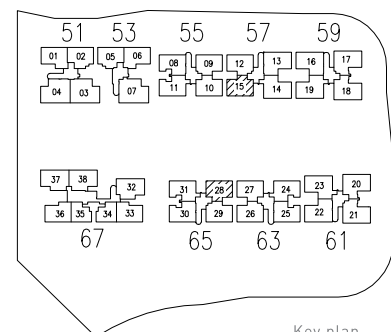
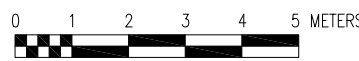
#05-15 #05-28
#07-15 #07-28
#09-15 #09-28
#11-15 #11-28
#13-15 #13-28



Type C4c (Mirrored Unit)

110 sq m / 1184 sq ft

#06-15 #06-28
#08-15 #08-28
#10-15 #10-28
#12-15 #12-28



Key plan
(Not to scale)

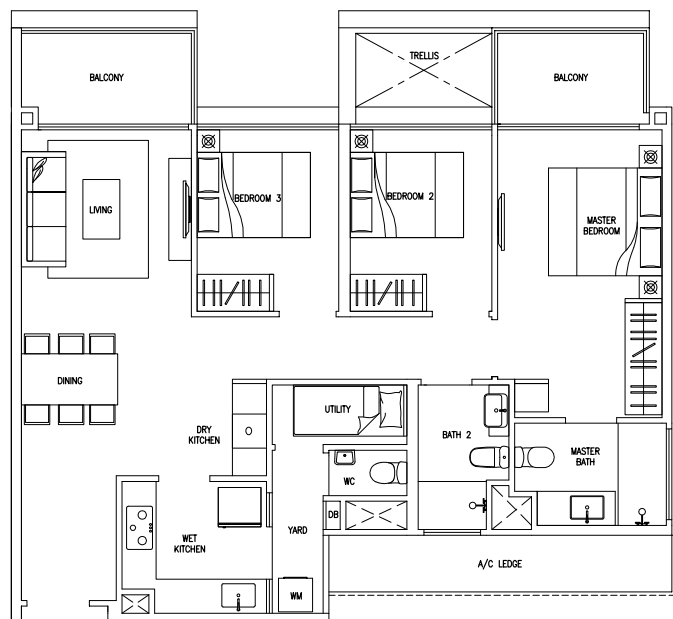
Area includes A/C ledge, balcony, PES, open terrace and void (where applicable). Orientations and facings will differ depending on the unit you are purchasing. Please refer to the key plan. The plans are subjected to change as may be required or approved by relevant authorities. All areas are approximate and subject to final survey. The developer and its agents cannot be held liable for any inaccuracies.

3 bedroom

Type C5b

106 sq m / 1141 sq ft

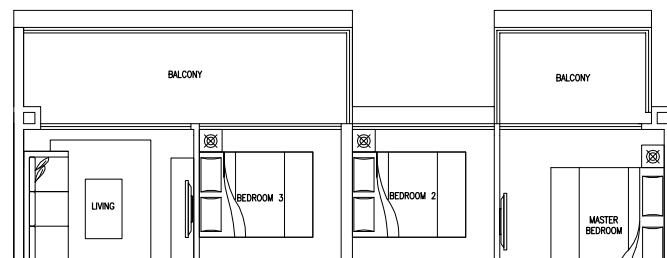
- #05-36
- #07-36
- #09-36
- #11-36
- #13-36



Type C5c

111 sq m / 1195 sq ft

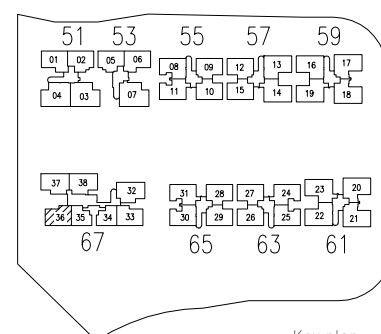
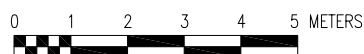
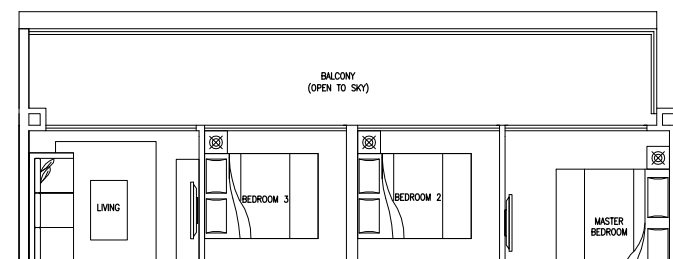
- #06-36
- #08-36
- #10-36
- #12-36
- #14-36



Type C5d

115 sq m / 1238 sq ft

- #15-36



Key plan
(Not to scale)

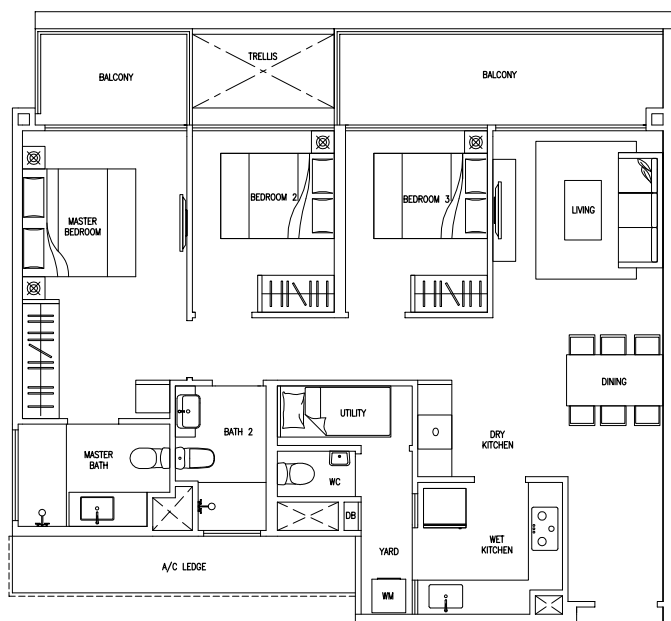
Area includes A/C ledge, balcony, PES, open terrace and void (where applicable). Orientations and facings will differ depending on the unit you are purchasing. Please refer to the key plan. The plans are subjected to change as may be required or approved by relevant authorities. All areas are approximate and subject to final survey. The developer and its agents cannot be held liable for any inaccuracies.

3 bedroom

Type C5a

111 sq m / 1195 sq ft

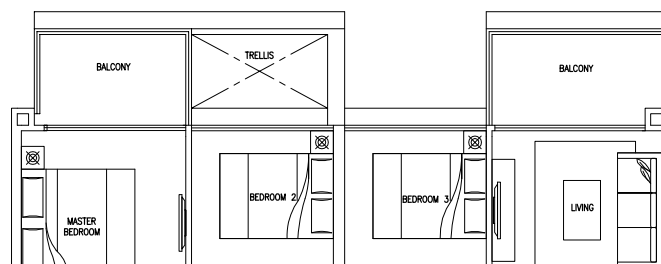
#03-33
#04-33



Type C5b (Mirrored Unit)

106 sq m / 1141 sq ft

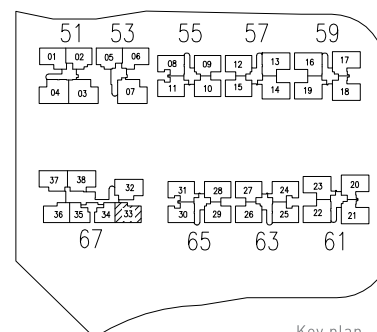
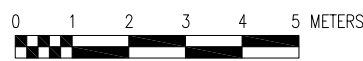
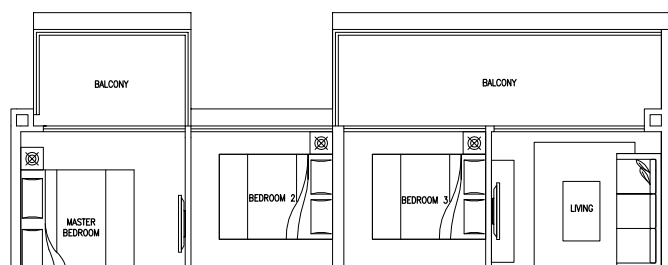
#05-33
#07-33
#09-33
#11-33
#13-33



Type C5c (Mirrored Unit)

111 sq m / 1195 sq ft

#06-33
#08-33
#10-33
#12-33



Key plan
(Not to scale)

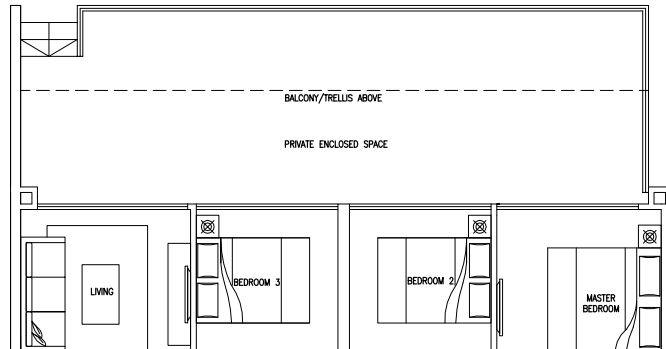
Area includes A/C ledge, balcony, PES, open terrace and void (where applicable). Orientations and facings will differ depending on the unit you are purchasing. Please refer to the key plan. The plans are subjected to change as may be required or approved by relevant authorities. All areas are approximate and subject to final survey. The developer and its agents cannot be held liable for any inaccuracies.

3 bedroom

Type C6P-3

141 sq m / 1518 sq ft

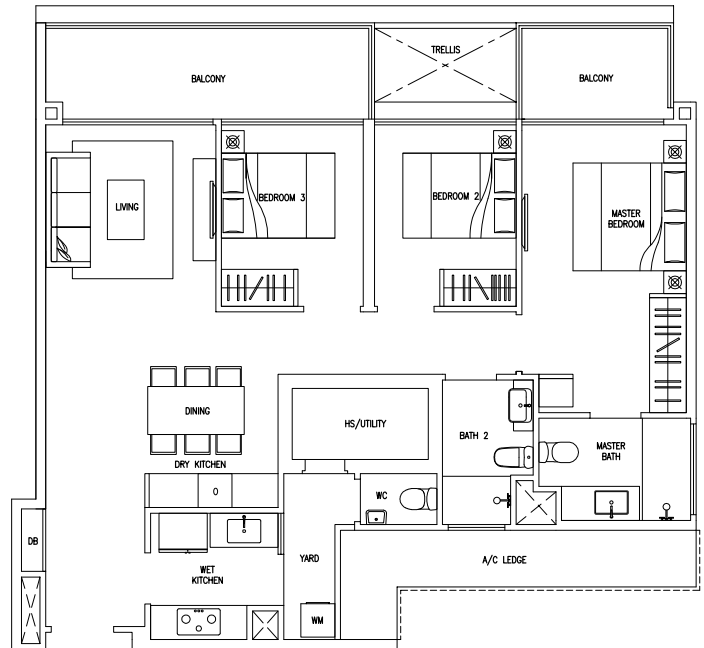
#01-06



Type C6a

116 sq m / 1249 sq ft

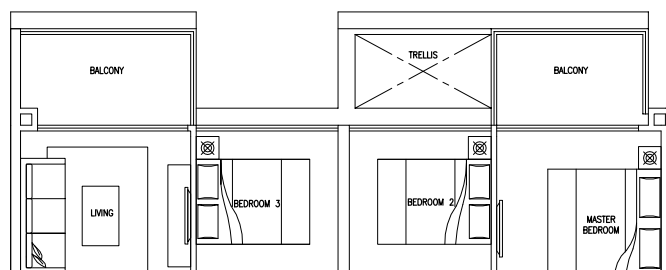
#02-06 to #04-06



Type C6b

111 sq m / 1195 sq ft

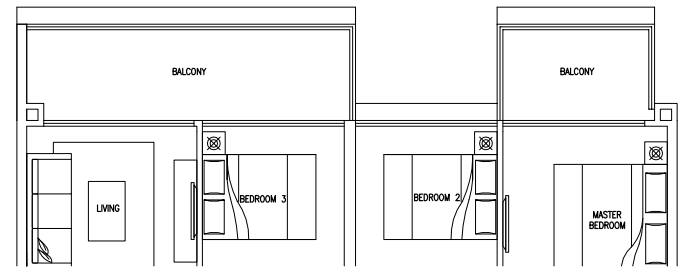
#05-06
#07-06
#09-06
#11-06
#13-06



Type C6c

116 sq m / 1249 sq ft

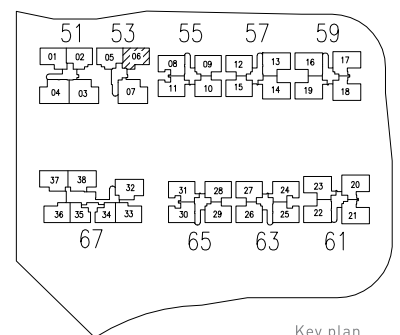
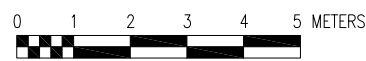
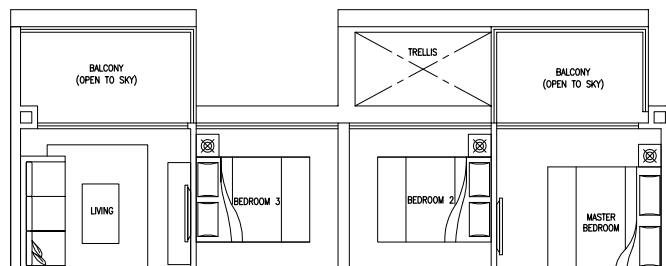
#06-06
#08-06
#10-06
#12-06
#14-06



Type C6d

111 sq m / 1195 sq ft

#15-06



Key plan
(Not to scale)

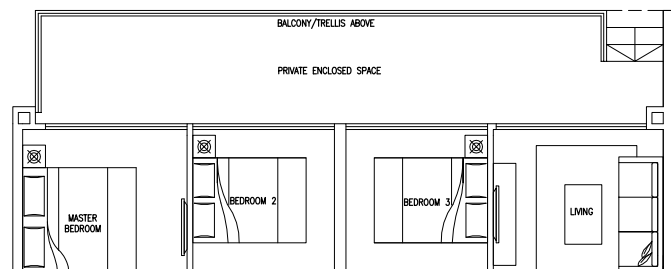
Area includes A/C ledge, balcony, PES, open terrace and void (where applicable). Orientations and facings will differ depending on the unit you are purchasing. Please refer to the key plan. The plans are subjected to change as may be required or approved by relevant authorities. All areas are approximate and subject to final survey. The developer and its agents cannot be held liable for any inaccuracies.

3 bedroom

Type C6P-2

124 sq m / 1335 sq ft

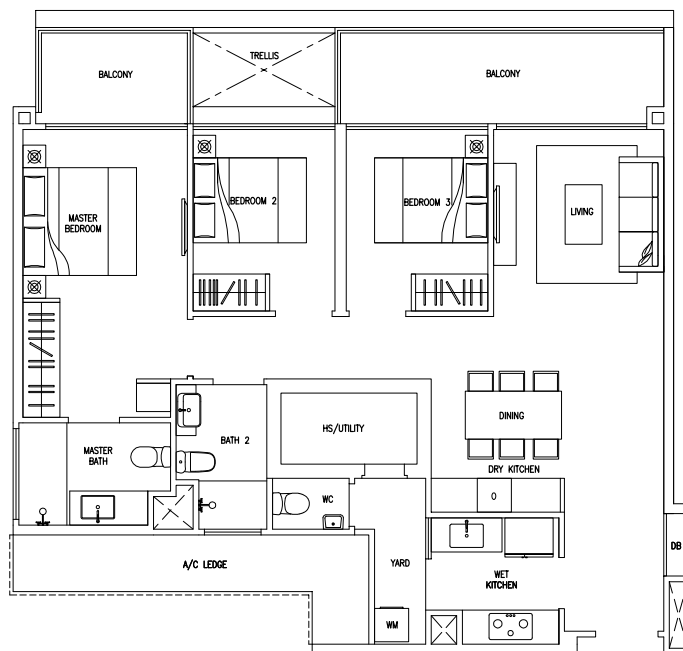
#01-01



Type C6a (Mirrored Unit)

116 sq m / 1249 sq ft

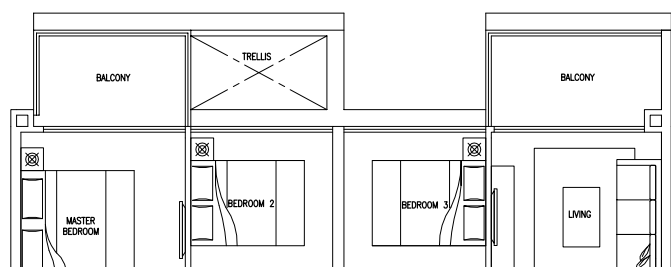
#02-01 to #04-01



Type C6b (Mirrored Unit)

111 sq m / 1195 sq ft

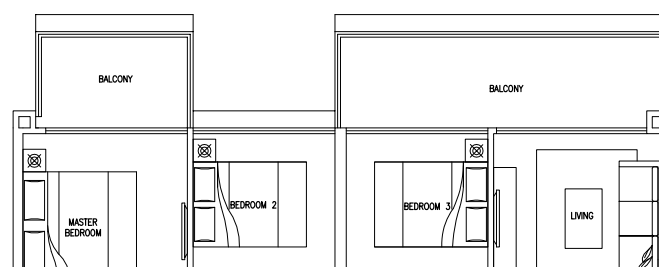
#05-01
#07-01
#09-01
#11-01
#13-01



Type C6c (Mirrored Unit)

116 sq m / 1249 sq ft

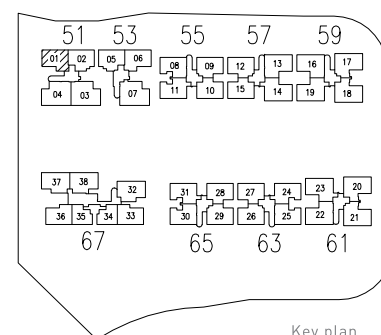
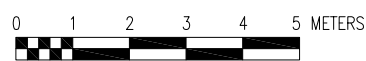
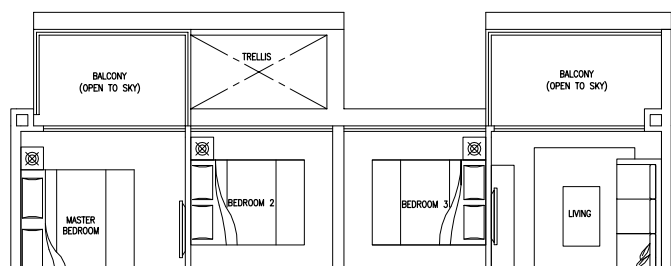
#06-01
#08-01
#10-01
#12-01
#14-01



Type C6d (Mirrored Unit)

111 sq m / 1195 sq ft

#15-01



Key plan
(Not to scale)

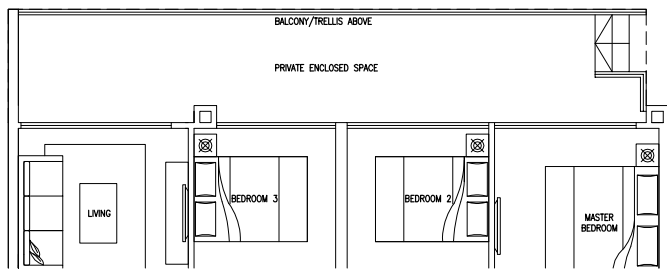
Area includes A/C ledge, balcony, PES, open terrace and void (where applicable). Orientations and facings will differ depending on the unit you are purchasing. Please refer to the key plan. The plans are subjected to change as may be required or approved by relevant authorities. All areas are approximate and subject to final survey. The developer and its agents cannot be held liable for any inaccuracies.

3 bedroom

Type C7P-2

119 sq m / 1281 sq ft

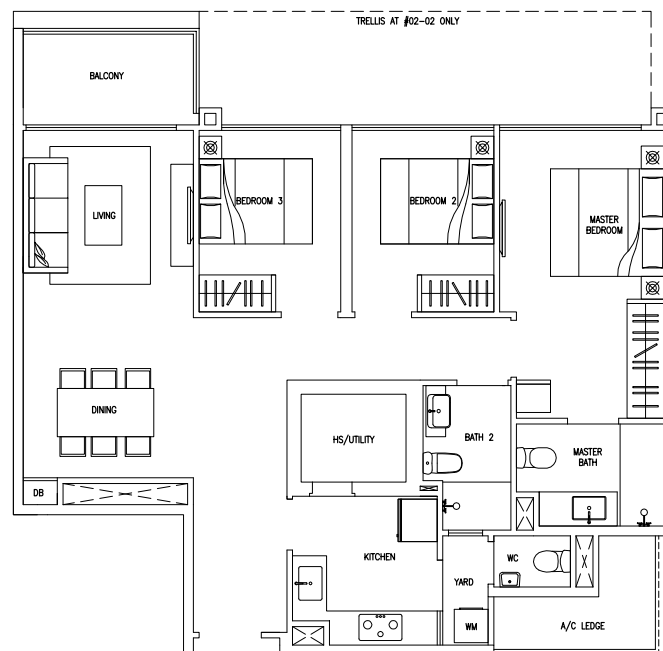
#01-02



Type C7a

102 sq m / 1098 sq ft

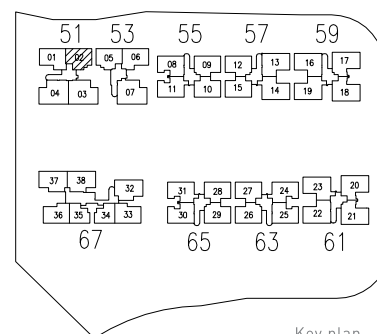
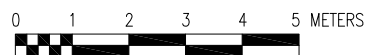
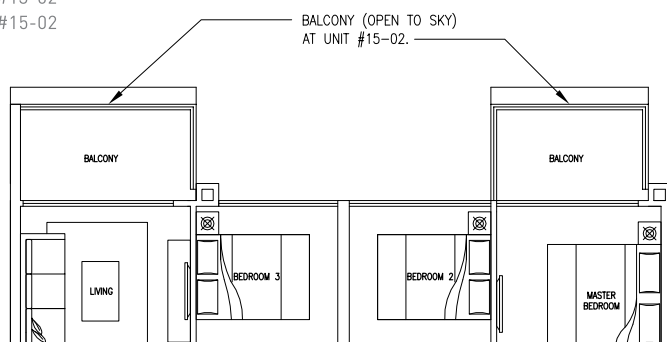
#02-02 to #05-02
#06-02
#08-02
#10-02
#12-02
#14-02



Type C7b

106 sq m / 1141 sq ft

#07-02
#09-02
#11-02
#13-02
#15-02



Key plan
(Not to scale)

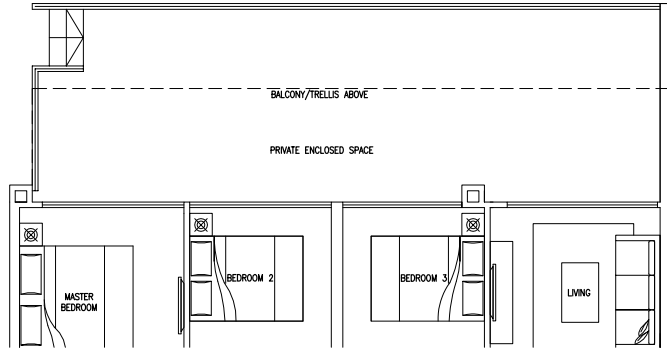
Area includes A/C ledge, balcony, PES, open terrace and void (where applicable). Orientations and facings will differ depending on the unit you are purchasing. Please refer to the key plan. The plans are subjected to change as may be required or approved by relevant authorities. All areas are approximate and subject to final survey. The developer and its agents cannot be held liable for any inaccuracies.

3 bedroom

Type C7P-3

136 sq m / 1464 sq ft

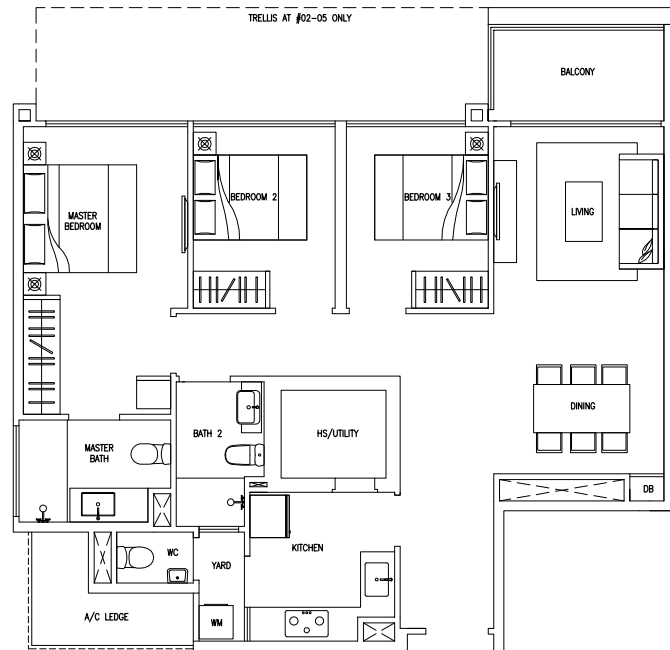
#01-05



Type C7a (Mirrored Unit)

102 sq m / 1098 sq ft

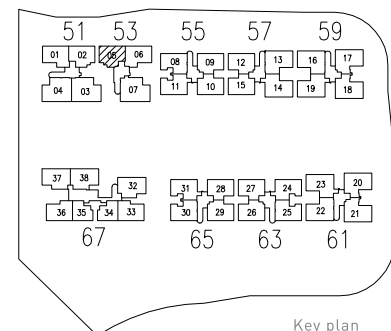
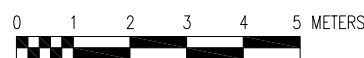
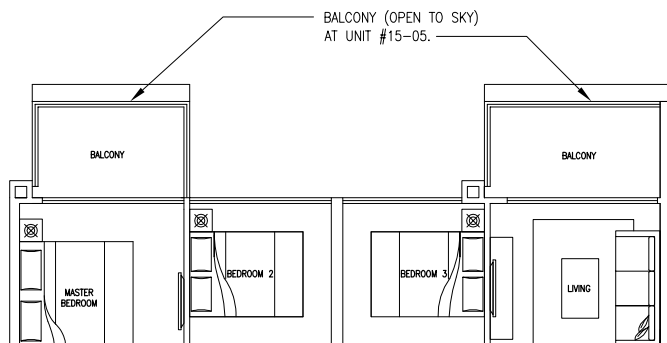
#02-05 to #05-05
#06-05
#08-05
#10-05
#12-05
#14-05



Type C7b (Mirrored Unit)

106 sq m / 1141 sq ft

#07-05
#09-05
#11-05
#13-05
#15-05



Key plan
(Not to scale)

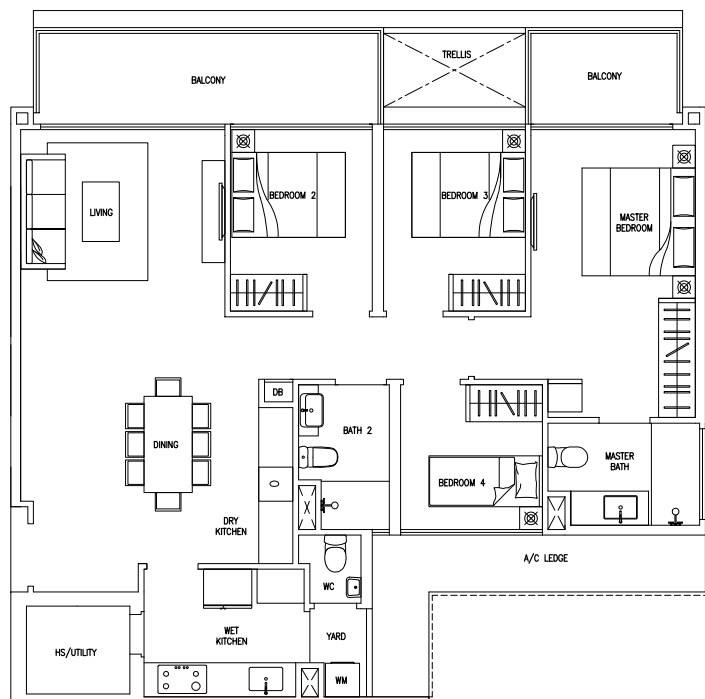
Area includes A/C ledge, balcony, PES, open terrace and void (where applicable). Orientations and facings will differ depending on the unit you are purchasing. Please refer to the key plan. The plans are subjected to change as may be required or approved by relevant authorities. All areas are approximate and subject to final survey. The developer and its agents cannot be held liable for any inaccuracies.

4 bedroom

Type D1a

128 sq m / 1378 sq ft

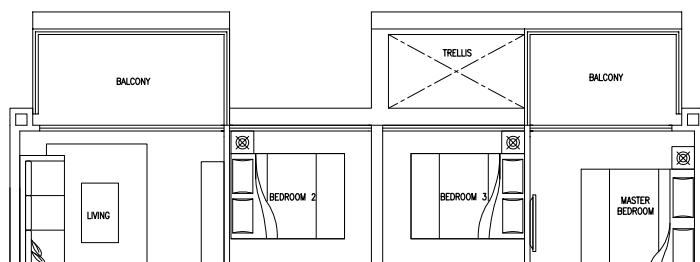
#02-13 to #04-13
#02-22 to #04-22



Type D1b

123 sq m / 1324 sq ft

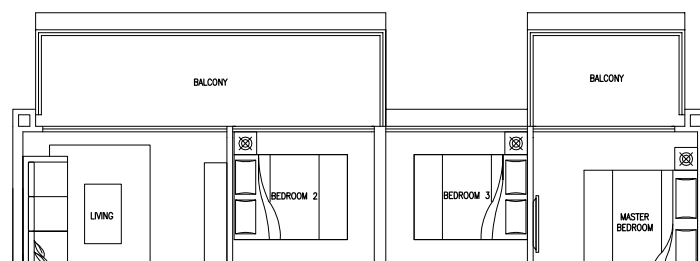
#05-13 #05-22
#07-13 #07-22
#09-13 #09-22
#11-13 #11-22
#13-13



Type D1c

128 sq m / 1378 sq ft

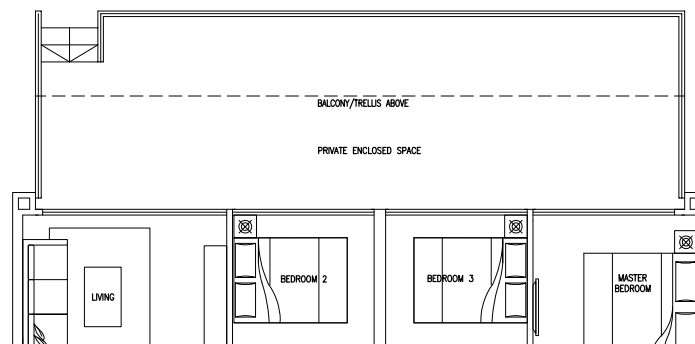
#06-13 #06-22
#08-13 #08-22
#10-13 #10-22
#12-13 #12-22



Type D1P-3

153 sq m / 1647 sq ft

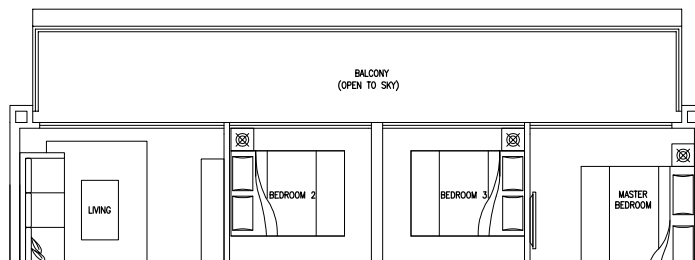
#01-13
#01-22



Type D1d

132 sq m / 1421 sq ft

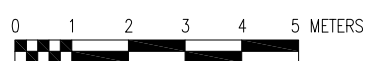
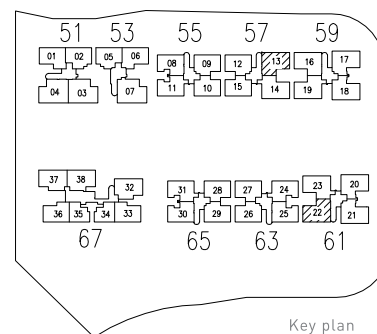
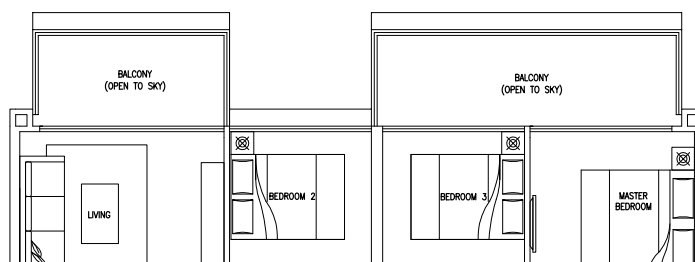
#14-13



Type D1e

128 sq m / 1378 sq ft

#13-22



Key plan
(Not to scale)

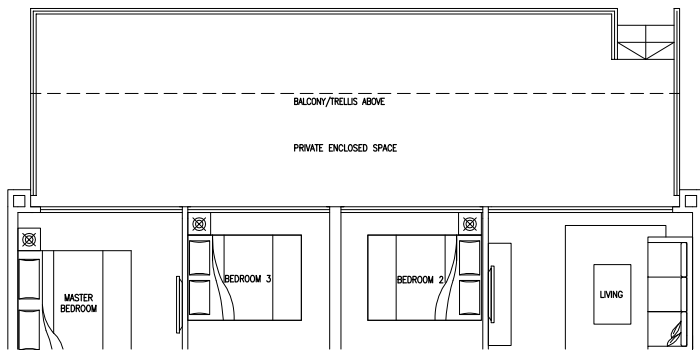
Area includes A/C ledge, balcony, PES, open terrace and void (where applicable). Orientations and facings will differ depending on the unit you are purchasing. Please refer to the key plan. The plans are subjected to change as may be required or approved by relevant authorities. All areas are approximate and subject to final survey. The developer and its agents cannot be held liable for any inaccuracies.

4 bedroom

Type D1P-3 (Mirrored Unit)

153 sq m / 1647 sq ft

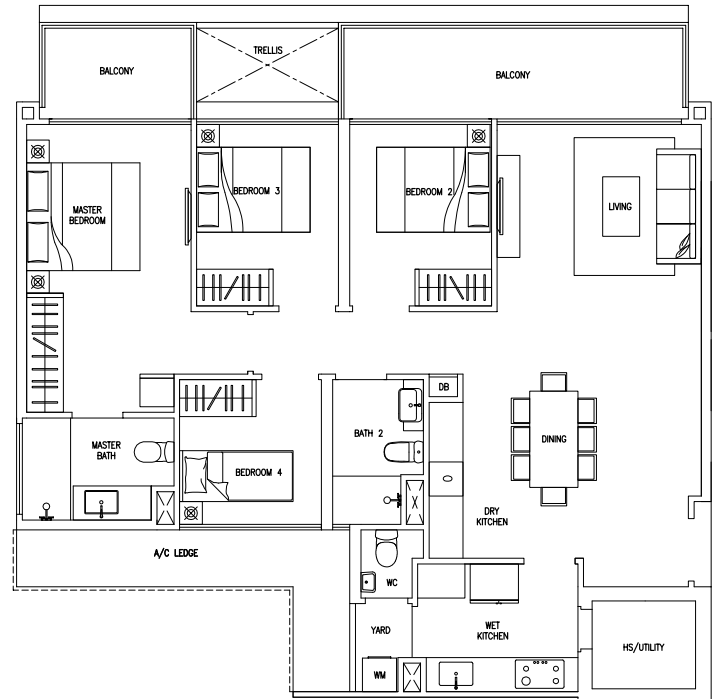
#01-16



Type D1a (Mirrored Unit)

128 sq m / 1378 sq ft

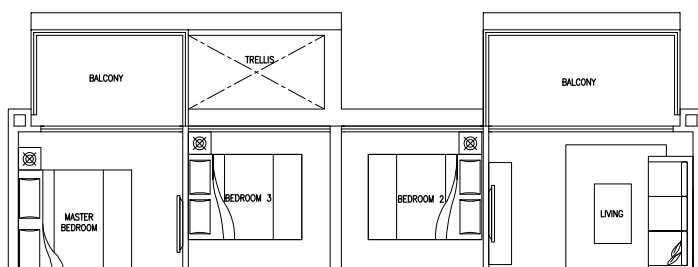
#02-16 to #04-16



Type D1b (Mirrored Unit)

123 sq m / 1324 sq ft

#05-16
#07-16
#09-16
#11-16



Type D1c (Mirrored Unit)

128 sq m / 1378 sq ft

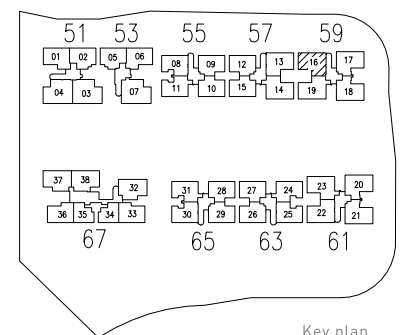
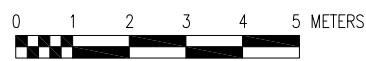
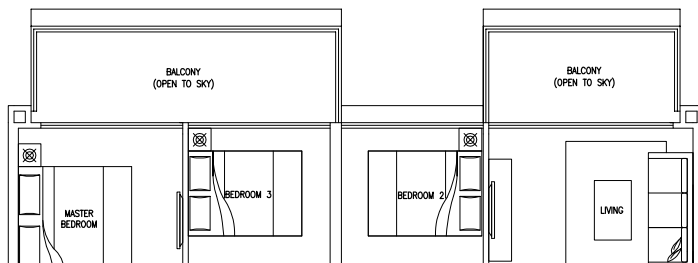
#06-16
#08-16
#10-16
#12-16



Type D1e (Mirrored Unit)

128 sq m / 1378 sq ft

#13-16



Key plan
(Not to scale)

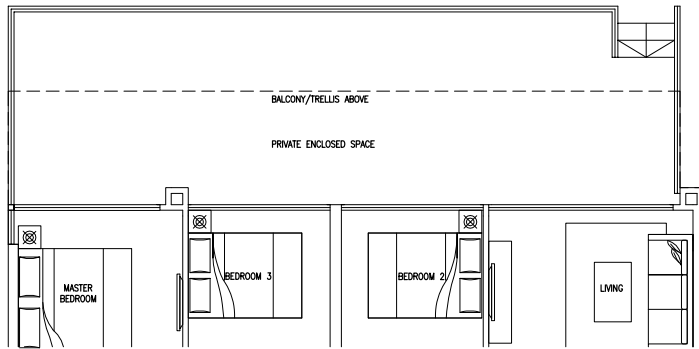
Area includes A/C ledge, balcony, PES, open terrace and void (where applicable). Orientations and facings will differ depending on the unit you are purchasing. Please refer to the key plan. The plans are subjected to change as may be required or approved by relevant authorities. All areas are approximate and subject to final survey. The developer and its agents cannot be held liable for any inaccuracies.

4 bedroom

Type D2P-3

154 sq m / 1658 sq ft

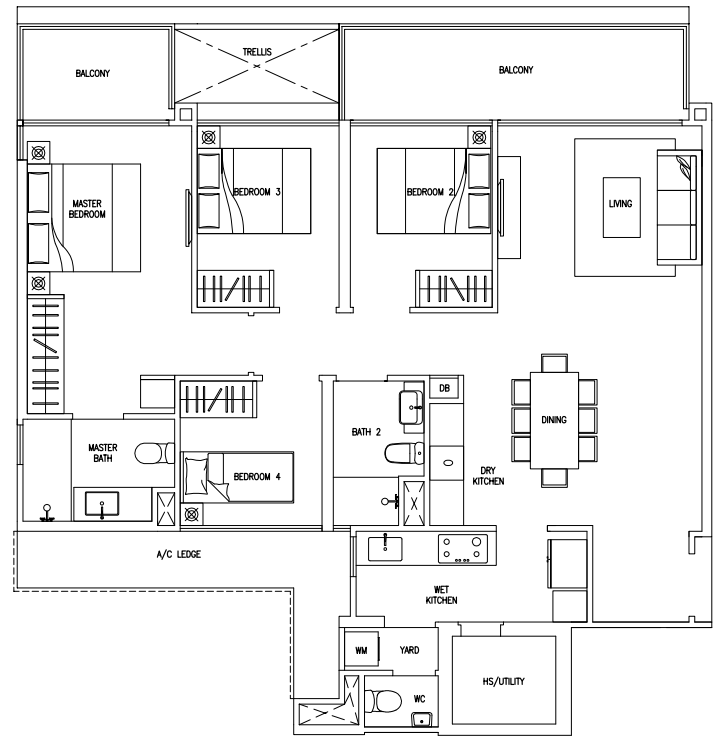
#01-21



Type D2a

128 sq m / 1378 sq ft

#02-21 to #04-21



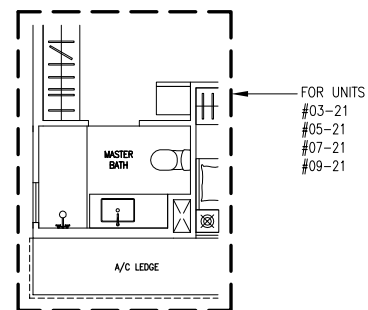
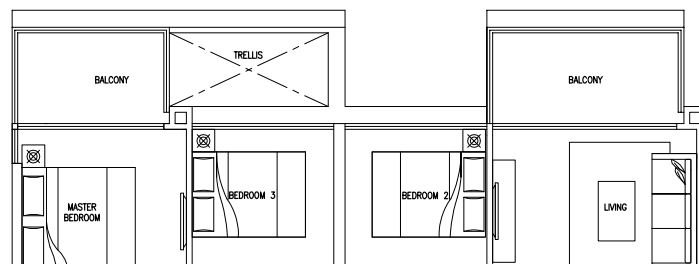
Type D2b

123 sq m / 1324 sq ft

#05-21

#07-21

#09-21



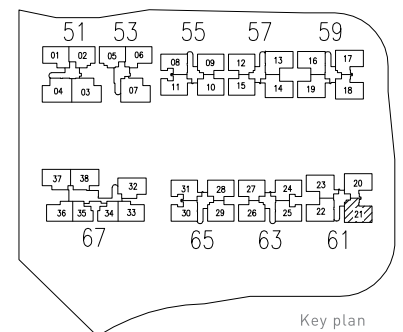
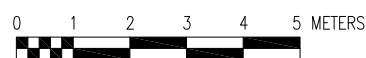
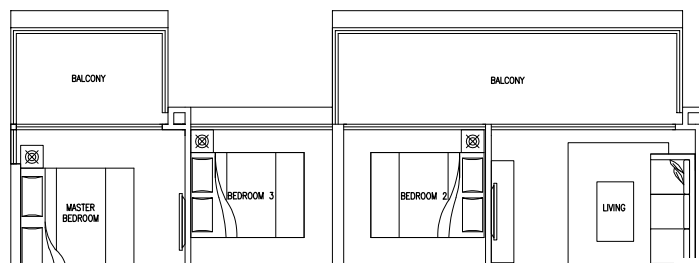
Type D2c

128 sq m / 1378 sq ft

#06-21

#08-21

#10-21



Key plan
(Not to scale)

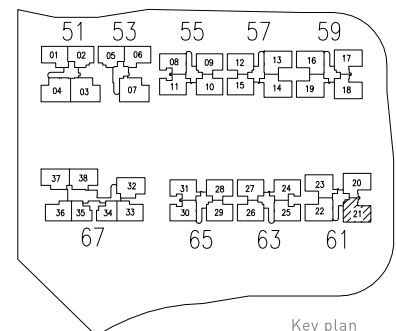
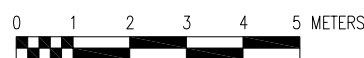
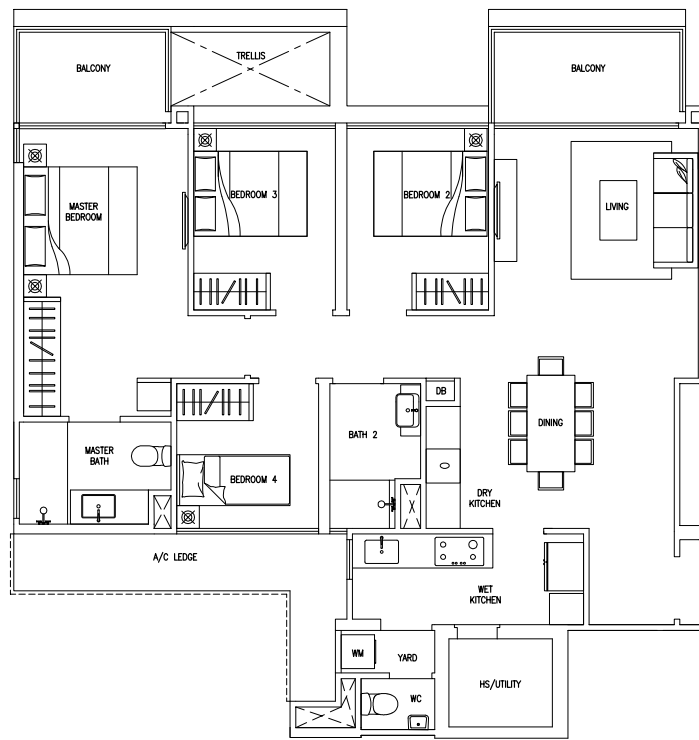
Area includes A/C ledge, balcony, PES, open terrace and void (where applicable). Orientations and facings will differ depending on the unit you are purchasing. Please refer to the key plan. The plans are subjected to change as may be required or approved by relevant authorities. All areas are approximate and subject to final survey. The developer and its agents cannot be held liable for any inaccuracies.

4 bedroom

Type D2d

122 sq m / 1313 sq ft

#11-21



Key plan
(Not to scale)

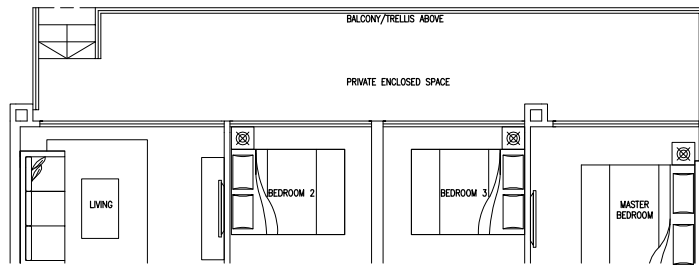
Area includes A/C ledge, balcony, PES, open terrace and void (where applicable). Orientations and facings will differ depending on the unit you are purchasing. Please refer to the key plan. The plans are subjected to change as may be required or approved by relevant authorities. All areas are approximate and subject to final survey. The developer and its agents cannot be held liable for any inaccuracies.

4 bedroom

Type D2P-2 (Mirrored Unit)

136 sq m / 1464 sq ft

#01-17



Type D2a (Mirrored Unit)

128 sq m / 1378 sq ft

#02-17 to #04-17



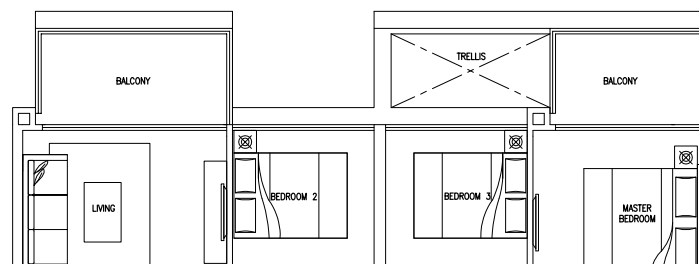
Type D2b (Mirrored Unit)

123 sq m / 1324 sq ft

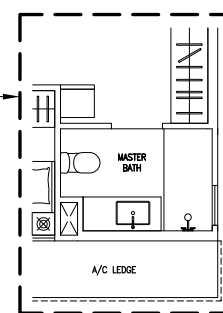
#05-17

#07-17

#09-17



FOR UNITS
#03-17
#05-17
#07-17
#09-17



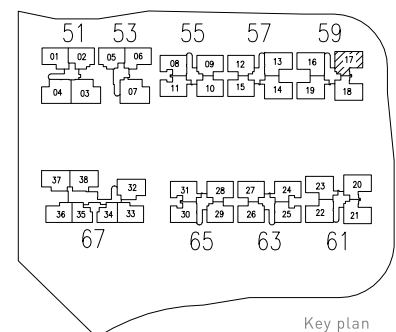
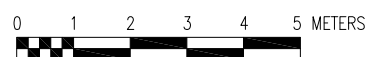
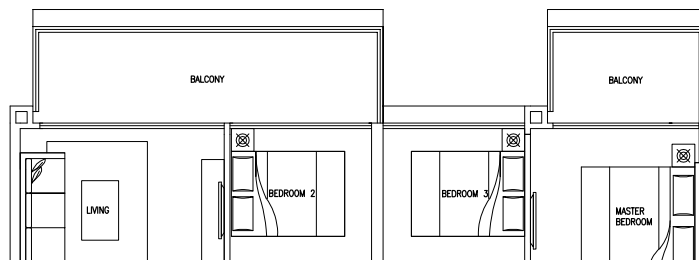
Type D2c (Mirrored Unit)

128 sq m / 1378 sq ft

#06-17

#08-17

#10-17



Key plan
(Not to scale)

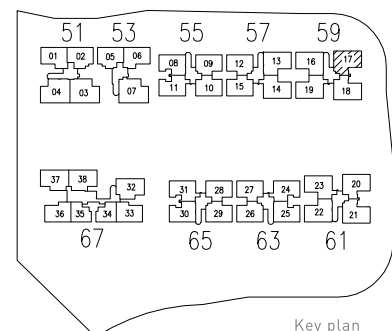
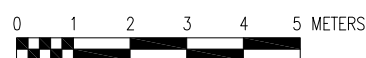
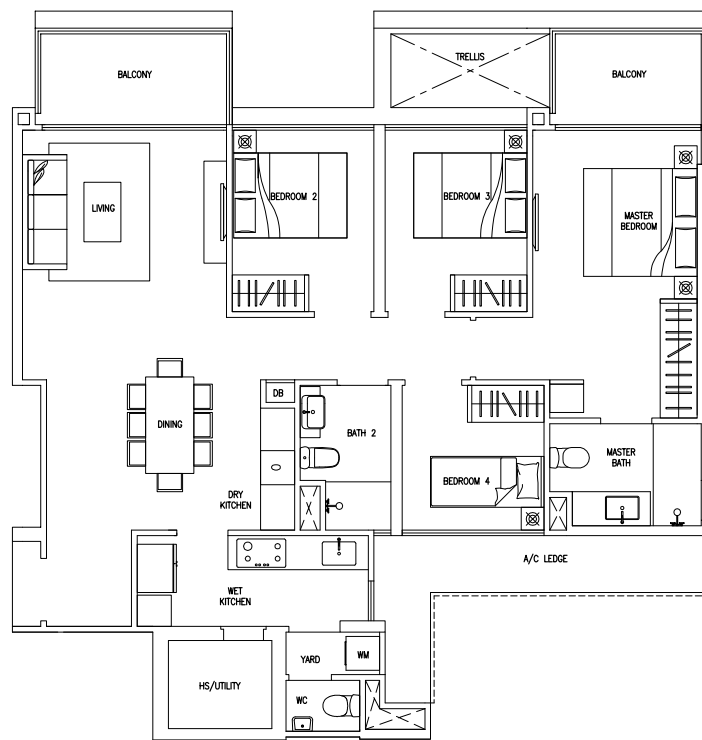
Area includes A/C ledge, balcony, PES, open terrace and void (where applicable). Orientations and facings will differ depending on the unit you are purchasing. Please refer to the key plan. The plans are subjected to change as may be required or approved by relevant authorities. All areas are approximate and subject to final survey. The developer and its agents cannot be held liable for any inaccuracies.

4 bedroom

Type D2d (Mirrored Unit)

122 sq m / 1313 sq ft

#11-17



Key plan
(Not to scale)

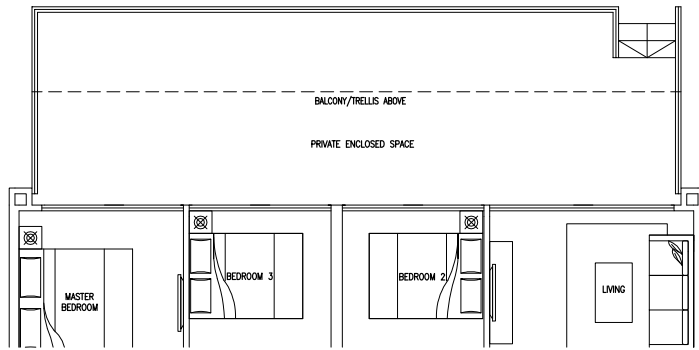
Area includes A/C ledge, balcony, PES, open terrace and void (where applicable). Orientations and facings will differ depending on the unit you are purchasing. Please refer to the key plan. The plans are subjected to change as may be required or approved by relevant authorities. All areas are approximate and subject to final survey. The developer and its agents cannot be held liable for any inaccuracies.

4 bedroom

Type D3P-3

158 sq m / 1701 sq ft

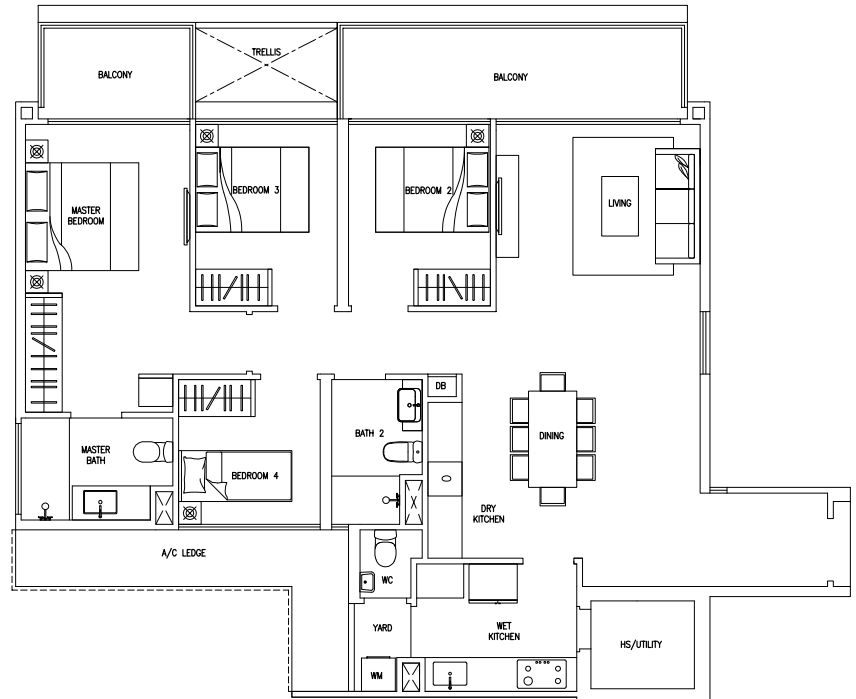
#01-14
#01-23



Type D3a

133 sq m / 1432 sq ft

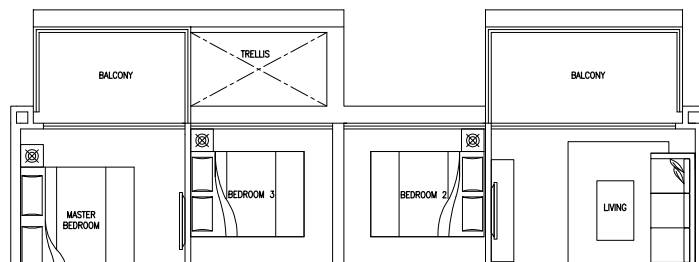
#02-14 to #04-14
#02-23 to #04-23



Type D3b

128 sq m / 1378 sq ft

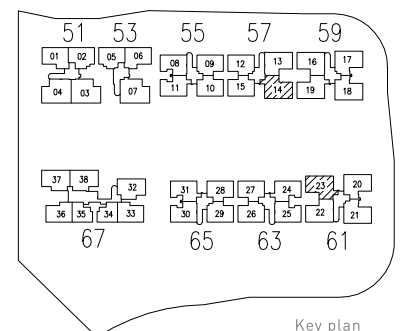
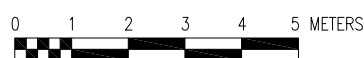
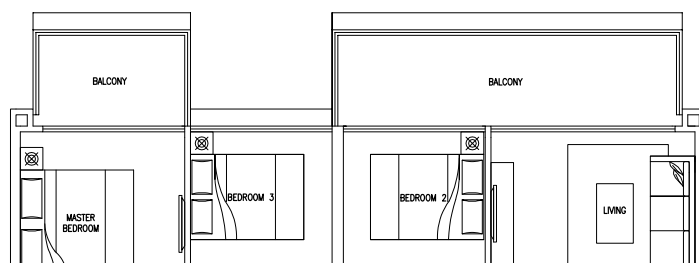
#05-14 #05-23
#07-14 #07-23
#09-14 #09-23
#11-14 #11-23
#13-14



Type D3c

133 sq m / 1432 sq ft

#06-14 #06-23
#08-14 #08-23
#10-14 #10-23
#12-14 #12-23



Key plan
(Not to scale)

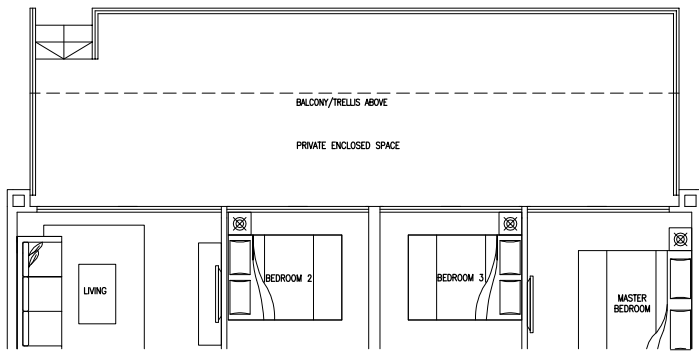
Area includes A/C ledge, balcony, PES, open terrace and void (where applicable). Orientations and facings will differ depending on the unit you are purchasing. Please refer to the key plan. The plans are subjected to change as may be required or approved by relevant authorities. All areas are approximate and subject to final survey. The developer and its agents cannot be held liable for any inaccuracies.

4 bedroom

Type D3P-3 (Mirrored Unit)

158 sq m / 1701 sq ft

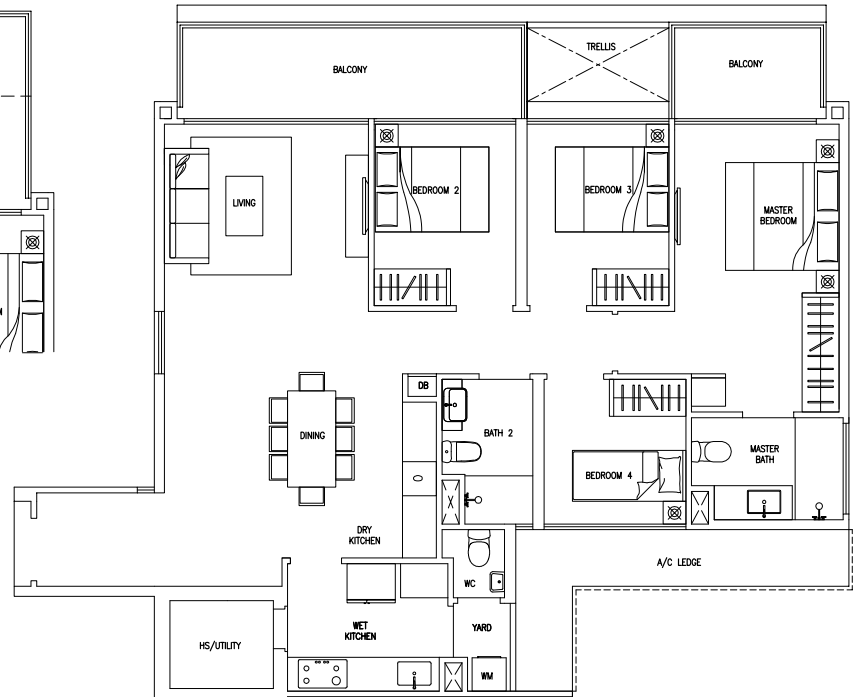
#01-19



Type D3a (Mirrored Unit)

133 sq m / 1432 sq ft

#02-19 to #04-19



Type D3b (Mirrored Unit)

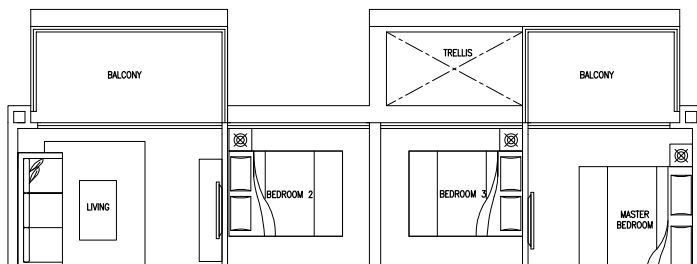
128 sq m / 1378 sq ft

#05-19

#07-19

#09-19

#11-19



Type D3c (Mirrored Unit)

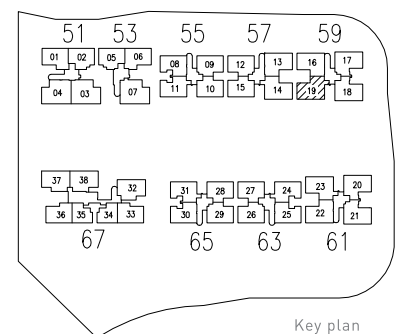
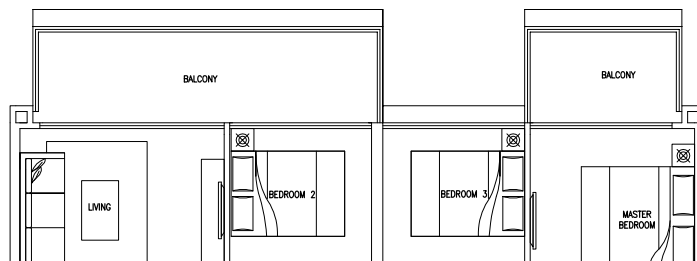
133 sq m / 1432 sq ft

#06-19

#08-19

#10-19

#12-19



Key plan
(Not to scale)

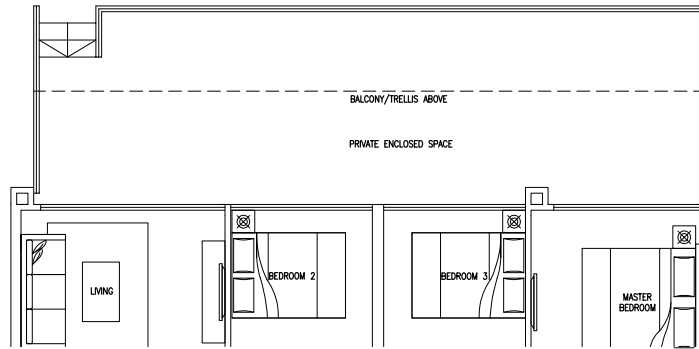
Area includes A/C ledge, balcony, PES, open terrace and void (where applicable). Orientations and facings will differ depending on the unit you are purchasing. Please refer to the key plan. The plans are subjected to change as may be required or approved by relevant authorities. All areas are approximate and subject to final survey. The developer and its agents cannot be held liable for any inaccuracies.

4 bedroom

Type D4P-3

154 sq m / 1658 sq ft

#01-20



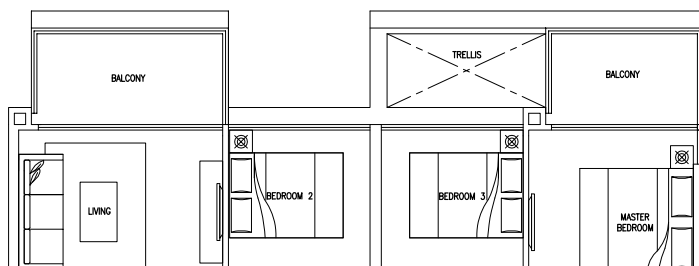
Type D4b

123 sq m / 1324 sq ft

#05-20

#07-20

#09-20



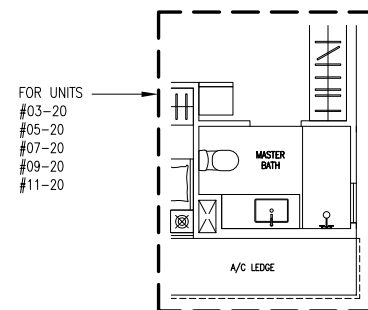
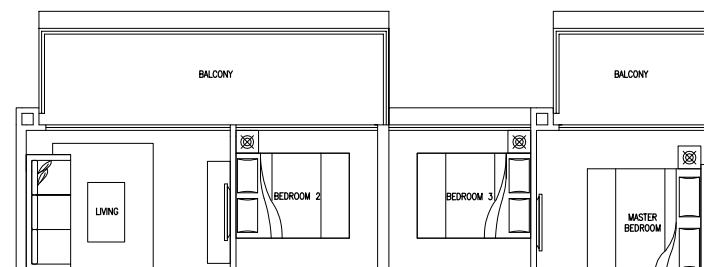
Type D4c

128 sq m / 1378 sq ft

#06-20

#08-20

#10-20



FOR UNITS
#03-20
#05-20
#07-20
#09-20
#11-20

Type D4a

128 sq m / 1378 sq ft

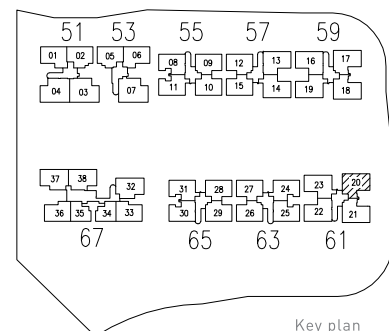
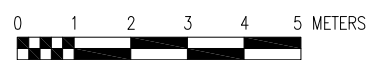
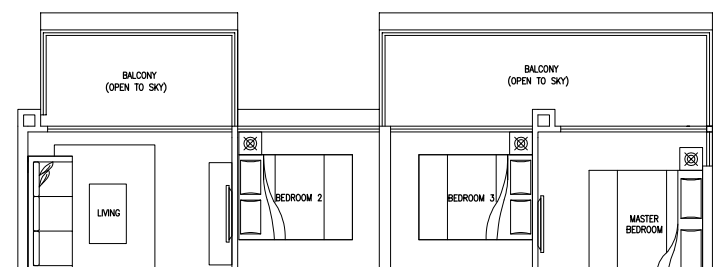
#02-20 to #04-20



Type D4d

128 sq m / 1378 sq ft

#11-20



Key plan
(Not to scale)

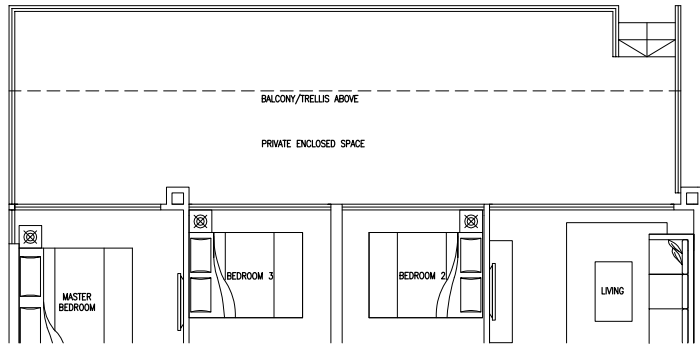
Area includes A/C ledge, balcony, PES, open terrace and void (where applicable). Orientations and facings will differ depending on the unit you are purchasing. Please refer to the key plan. The plans are subjected to change as may be required or approved by relevant authorities. All areas are approximate and subject to final survey. The developer and its agents cannot be held liable for any inaccuracies.

4 bedroom

Type D4P-3 (Mirrored Unit)

154 sq m / 1658 sq ft

#01-18



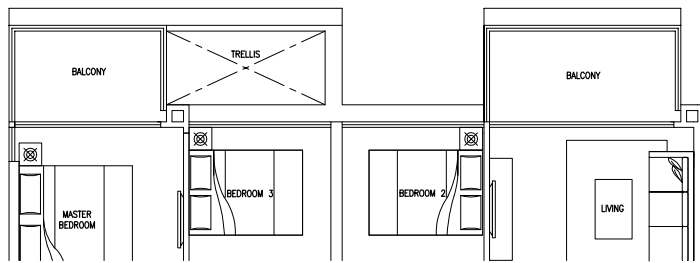
Type D4b (Mirrored Unit)

123 sq m / 1324 sq ft

#05-18

#07-18

#09-18



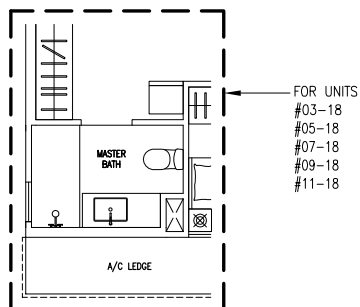
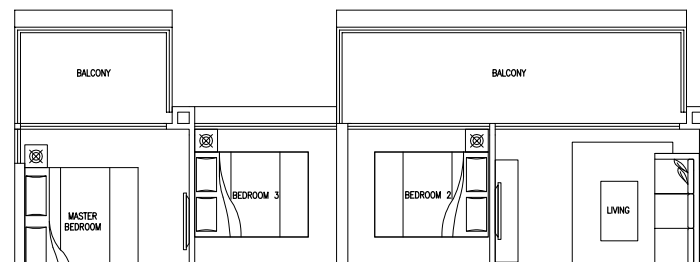
Type D4c (Mirrored Unit)

128 sq m / 1378 sq ft

#06-18

#08-18

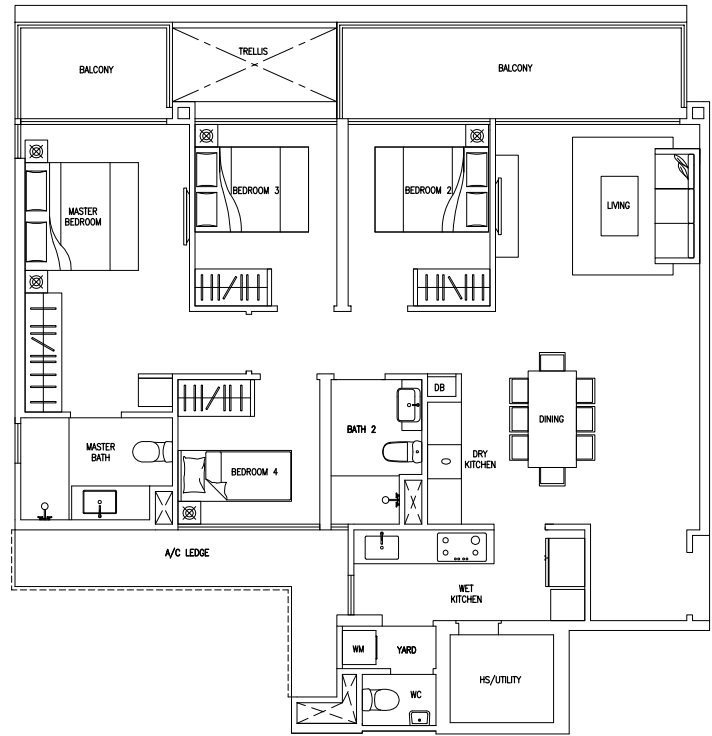
#10-18



Type D4a (Mirrored Unit)

128 sq m / 1378 sq ft

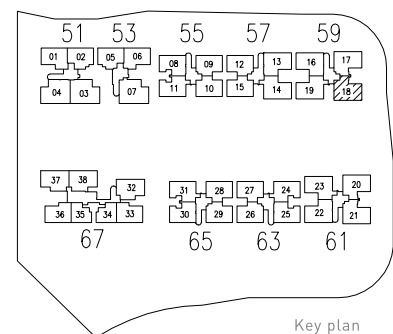
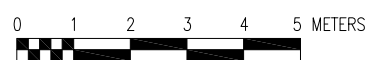
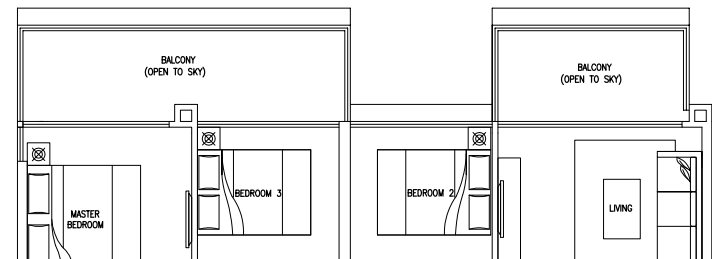
#02-18 to #04-18



Type D4d (Mirrored Unit)

128 sq m / 1378 sq ft

#11-18



Key plan
(Not to scale)

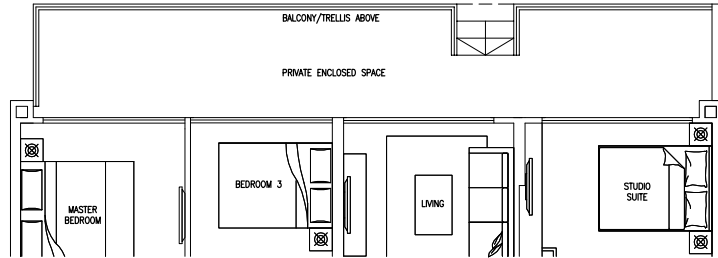
Area includes A/C ledge, balcony, PES, open terrace and void (where applicable). Orientations and facings will differ depending on the unit you are purchasing. Please refer to the key plan. The plans are subjected to change as may be required or approved by relevant authorities. All areas are approximate and subject to final survey. The developer and its agents cannot be held liable for any inaccuracies.

3 bedroom (dual-key)

Type E1P-2

127 sq m / 1367 sq ft

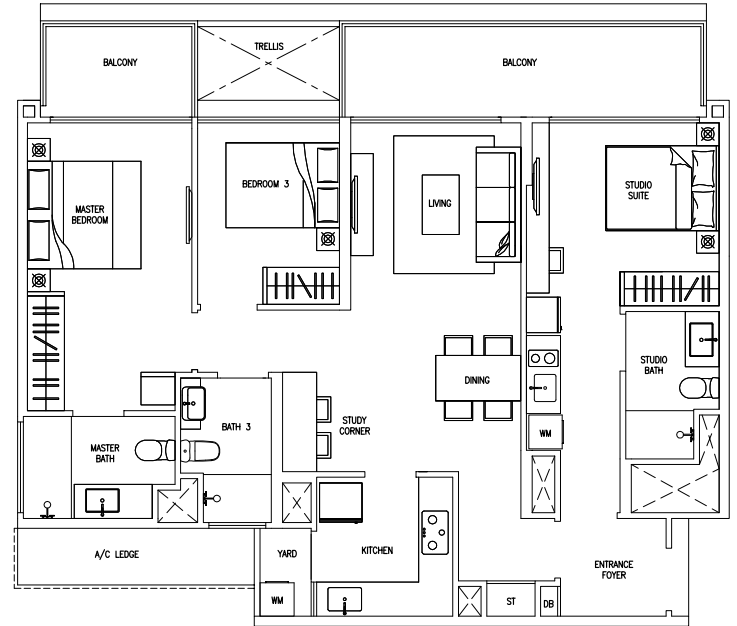
#01-37



Type E1a

118 sq m / 1270 sq ft

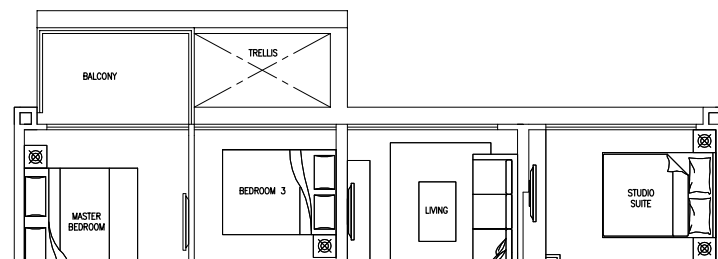
#02-37 to #04-37



Type E1b

107 sq m / 1152 sq ft

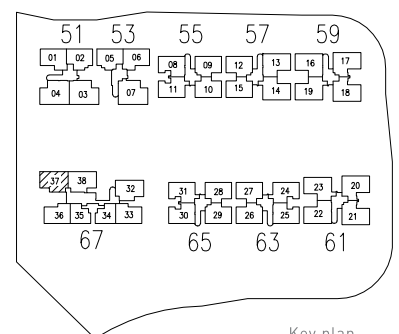
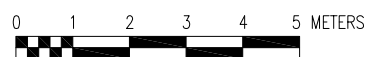
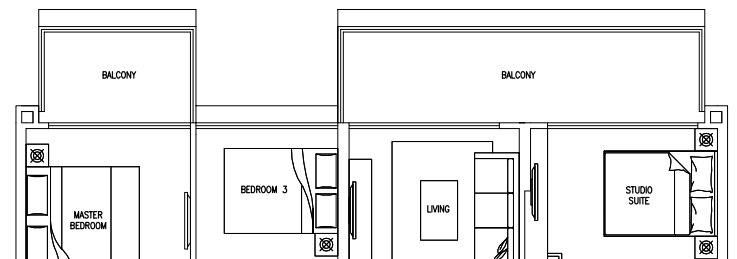
#05-37
#07-37
#09-37
#11-37
#13-37



Type E1c

118 sq m / 1270 sq ft

#06-37
#08-37
#10-37
#12-37



Key plan
(Not to scale)

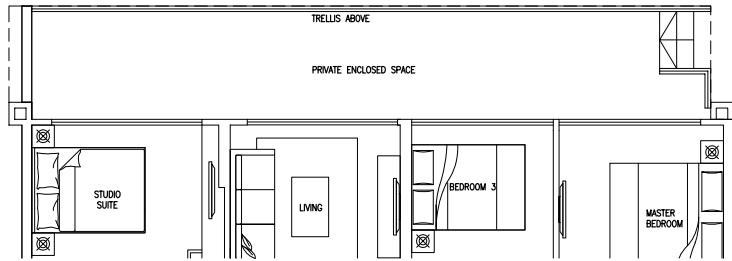
Area includes A/C ledge, balcony, PES, open terrace and void (where applicable). Orientations and facings will differ depending on the unit you are purchasing. Please refer to the key plan. The plans are subjected to change as may be required or approved by relevant authorities. All areas are approximate and subject to final survey. The developer and its agents cannot be held liable for any inaccuracies.

3 bedroom (dual-key)

Type E2P-2

128 sq m / 1378 sq ft

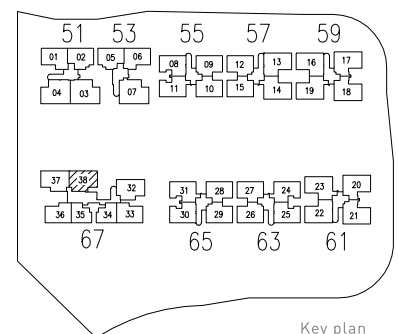
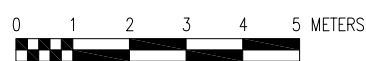
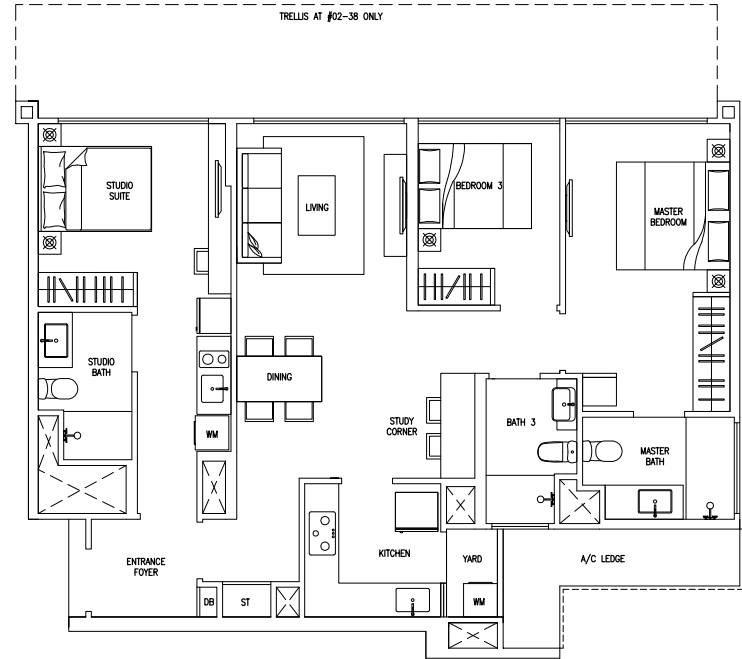
#01-38



Type E2a

103 sq m / 1109 sq ft

#02-38 to #13-38



Key plan
(Not to scale)

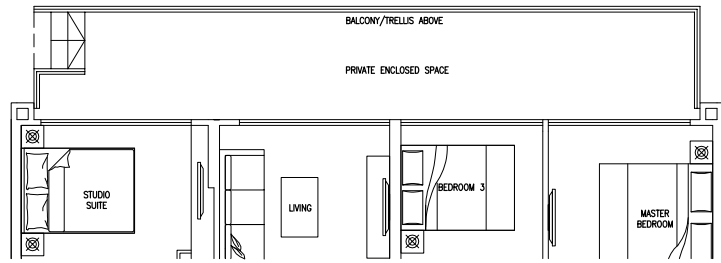
Area includes A/C ledge, balcony, PES, open terrace and void (where applicable). Orientations and facings will differ depending on the unit you are purchasing. Please refer to the key plan. The plans are subjected to change as may be required or approved by relevant authorities. All areas are approximate and subject to final survey. The developer and its agents cannot be held liable for any inaccuracies.

3 bedroom (dual-key)

Type E3P-2

128 sq m / 1378 sq ft

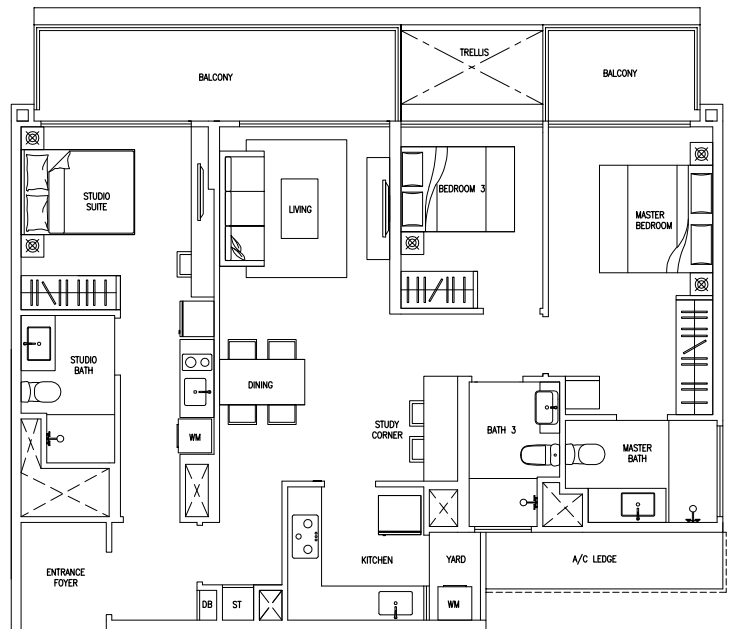
#01-32



Type E3a

120 sq m / 1292 sq ft

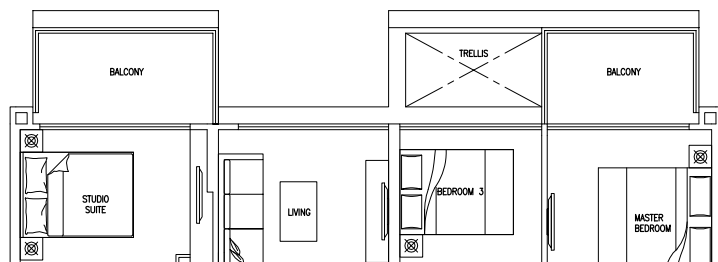
#02-32 to #04-32



Type E3b

115 sq m / 1238 sq ft

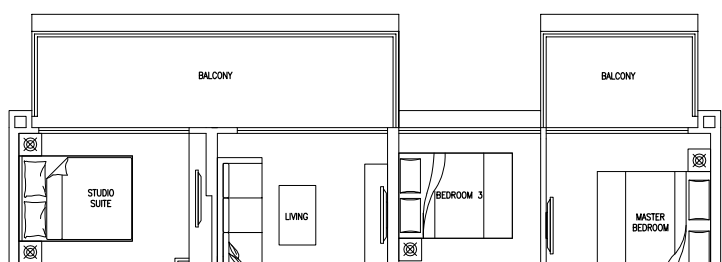
#05-32
#07-32
#09-32
#11-32



Type E3c

120 sq m / 1292 sq ft

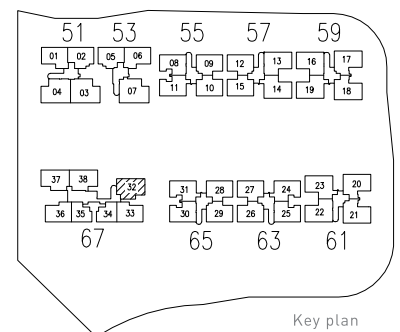
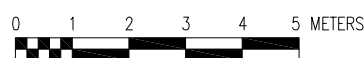
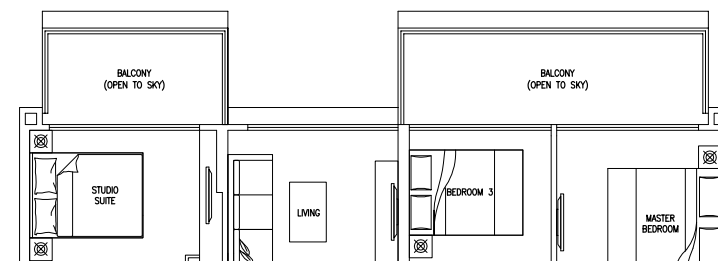
#06-32
#08-32
#10-32
#12-32



Type E3d

119 sq m / 1281 sq ft

#13-32



Key plan
(Not to scale)

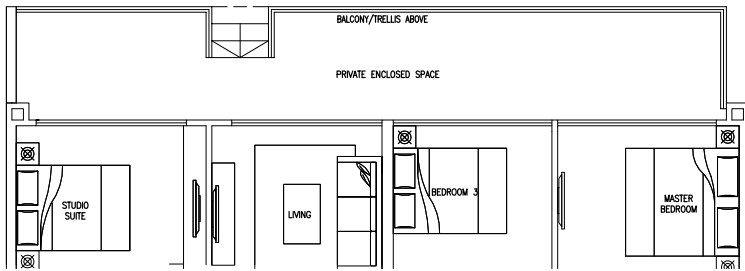
Area includes A/C ledge, balcony, PES, open terrace and void (where applicable). Orientations and facings will differ depending on the unit you are purchasing. Please refer to the key plan. The plans are subjected to change as may be required or approved by relevant authorities. All areas are approximate and subject to final survey. The developer and its agents cannot be held liable for any inaccuracies.

4 bedroom (dual-key)

Type F1P-2

149 sq m / 1604 sq ft

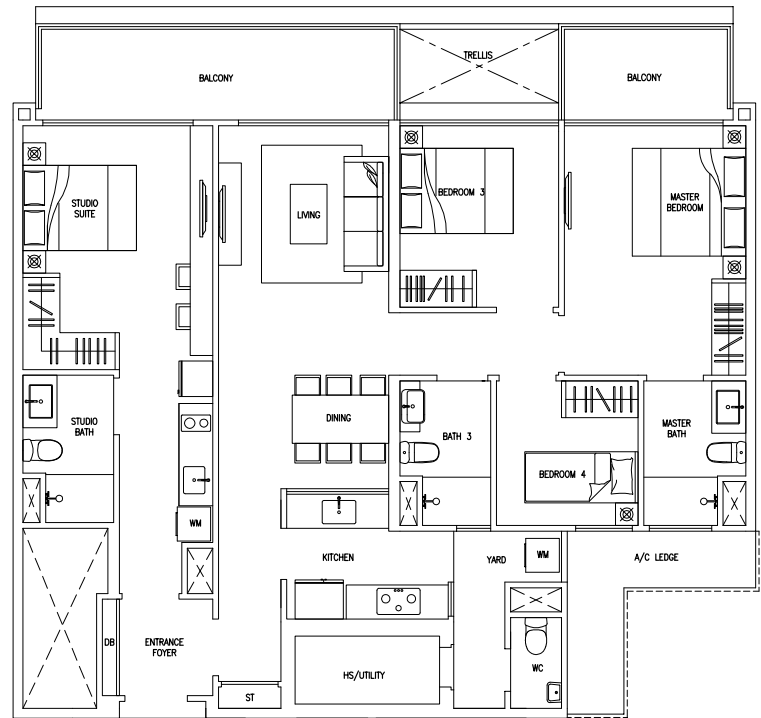
#01-04



Type F1a

139 sq m / 1496 sq ft

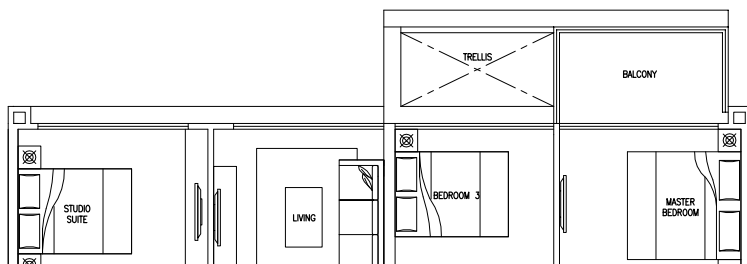
#02-04 to #04-04



Type F1b

128 sq m / 1378 sq ft

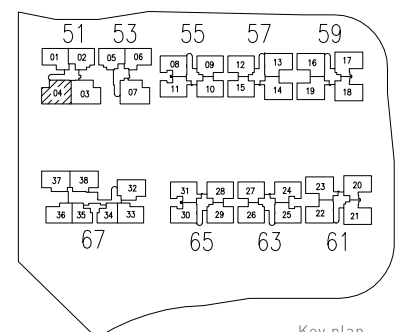
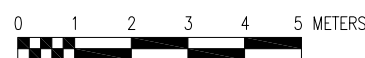
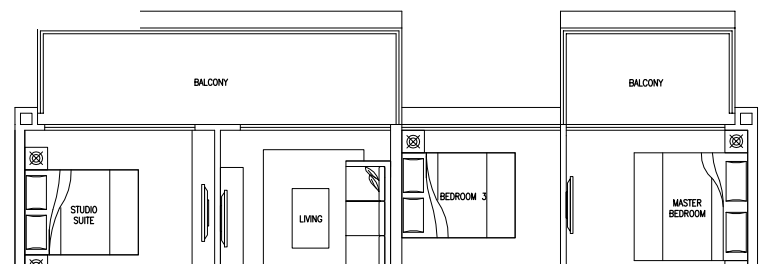
#05-04
#07-04
#09-04
#11-04
#13-04



Type F1c

139 sq m / 1496 sq ft

#06-04
#08-04
#10-04
#12-04



Key plan
(Not to scale)

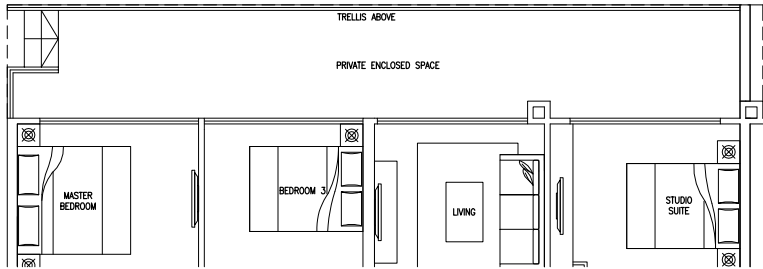
Area includes A/C ledge, balcony, PES, open terrace and void (where applicable). Orientations and facings will differ depending on the unit you are purchasing. Please refer to the key plan. The plans are subjected to change as may be required or approved by relevant authorities. All areas are approximate and subject to final survey. The developer and its agents cannot be held liable for any inaccuracies.

4 bedroom (dual-key)

Type F2P-2

156 sq m / 1679 sq ft

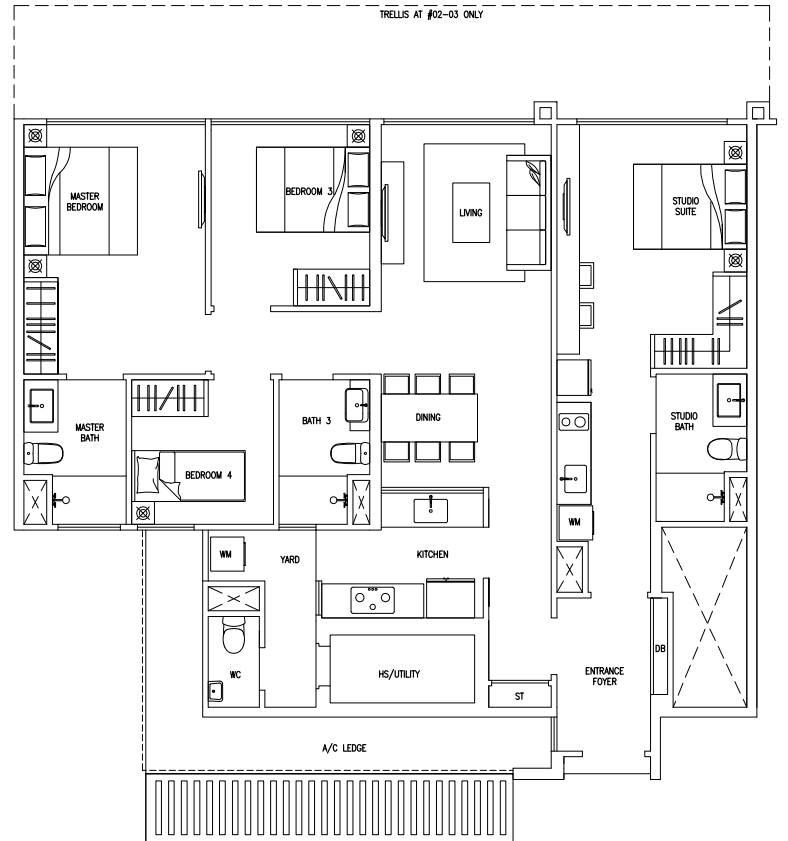
#01-03



Type F2a

130 sq m / 1399 sq ft

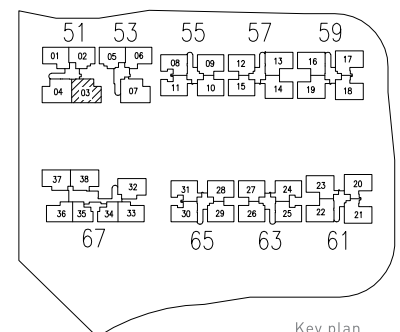
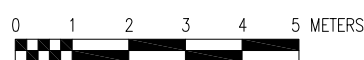
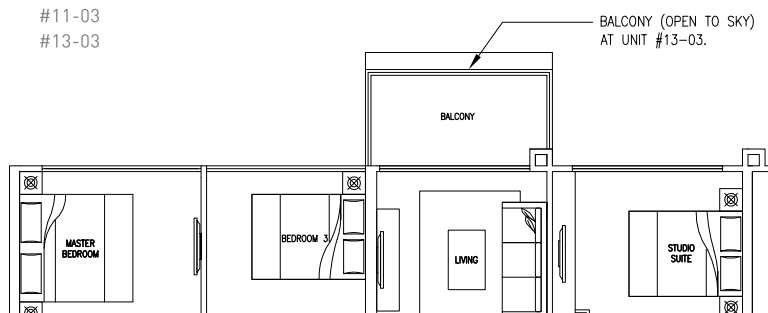
#02-03
#04-03
#06-03
#08-03
#10-03
#12-03



Type F2b

135 sq m / 1453 sq ft

#03-03
#05-03
#07-03
#09-03
#11-03
#13-03



Key plan
(Not to scale)

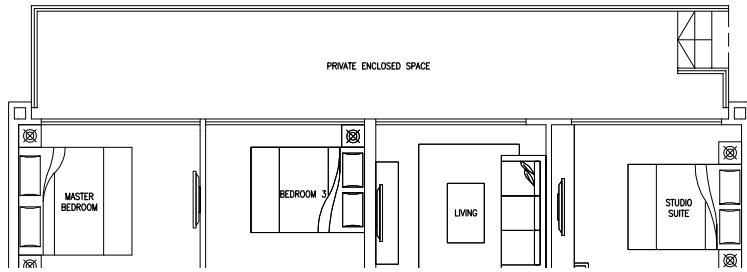
Area includes A/C ledge, balcony, PES, open terrace and void (where applicable). Orientations and facings will differ depending on the unit you are purchasing. Please refer to the key plan. The plans are subjected to change as may be required or approved by relevant authorities. All areas are approximate and subject to final survey. The developer and its agents cannot be held liable for any inaccuracies.

4 bedroom (dual-key)

Type F3P-2

155 sq m / 1668 sq ft

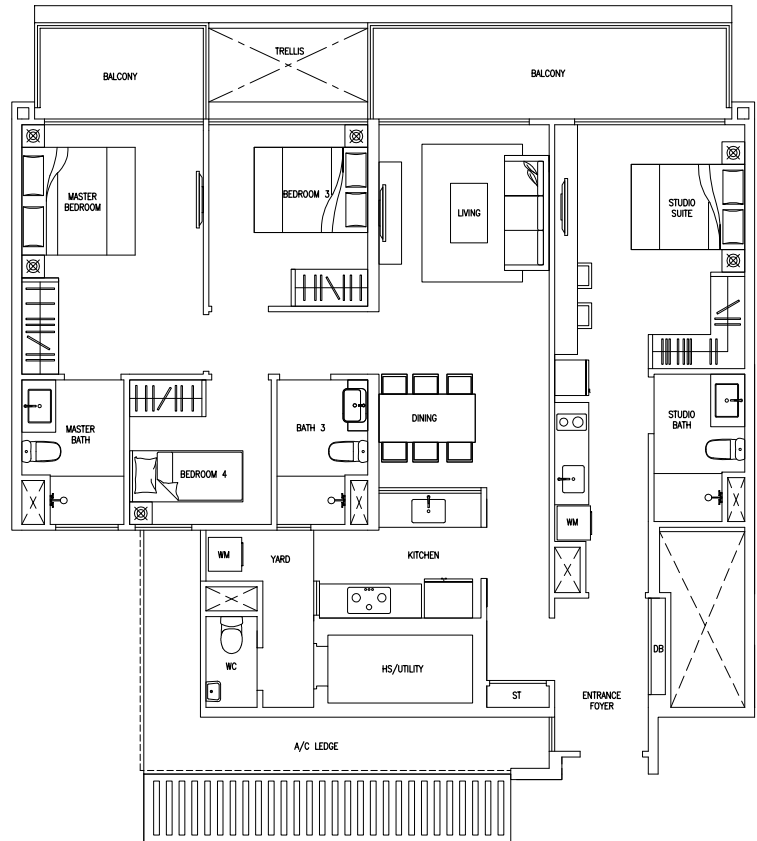
#01-07



Type F3a

147 sq m / 1582 sq ft

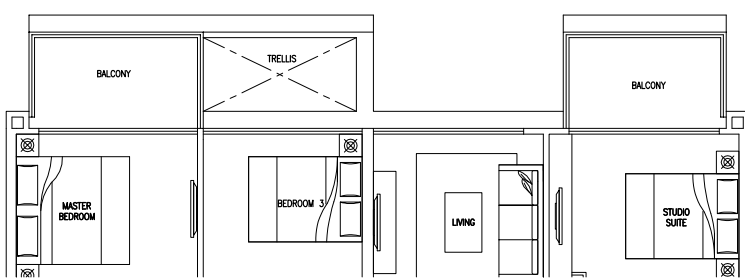
#02-07 to #04-07



Type F3b

141 sq m / 1518 sq ft

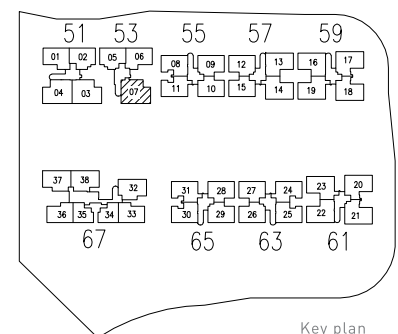
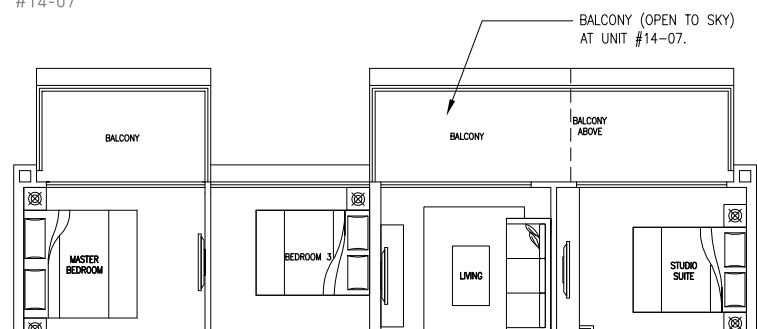
#05-07
#07-07
#09-07
#11-07
#13-07



Type F3c

147 sq m / 1582 sq ft

#06-07
#08-07
#10-07
#12-07
#14-07



Key plan
(Not to scale)

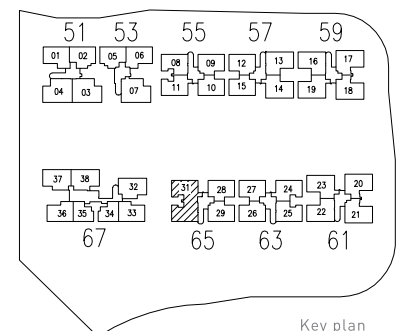
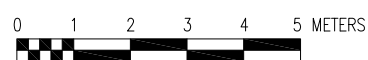
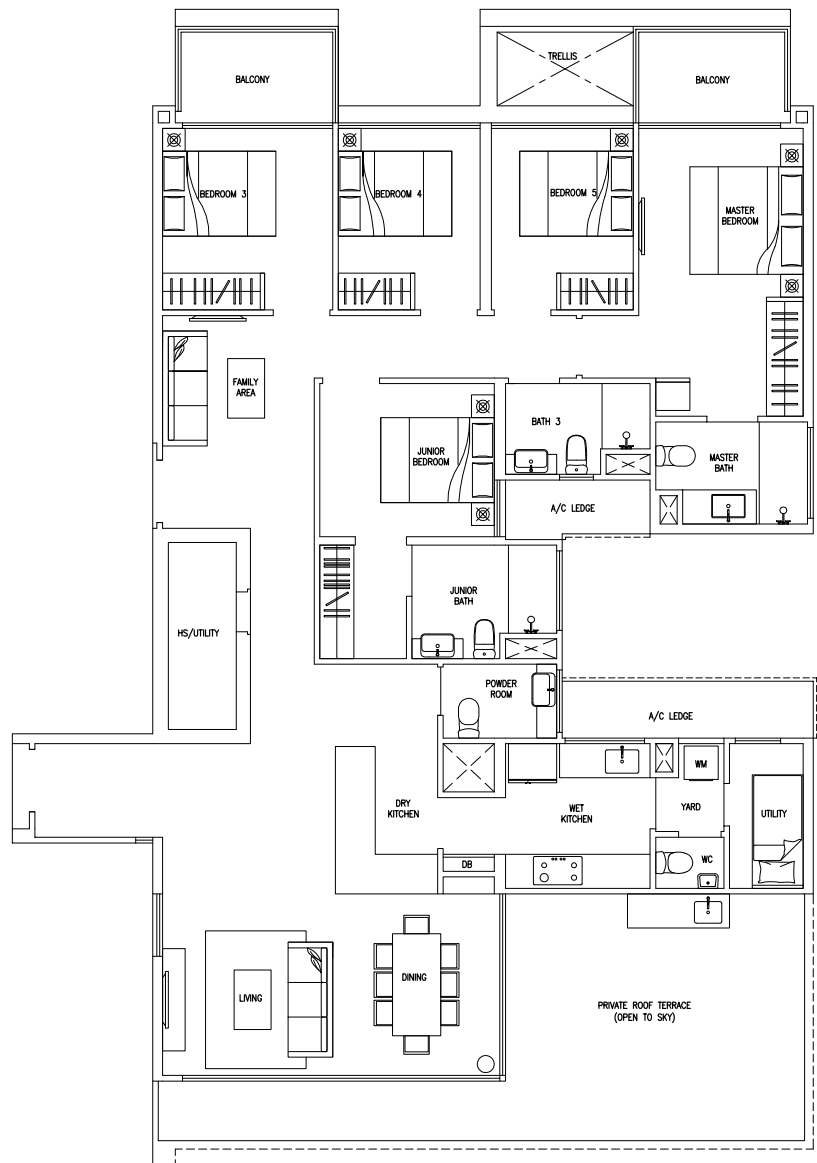
Area includes A/C ledge, balcony, PES, open terrace and void (where applicable). Orientations and facings will differ depending on the unit you are purchasing. Please refer to the key plan. The plans are subjected to change as may be required or approved by relevant authorities. All areas are approximate and subject to final survey. The developer and its agents cannot be held liable for any inaccuracies.

Skysuite

Type G1

207 sq m / 2228 sq ft

#13-31



Key plan
(Not to scale)

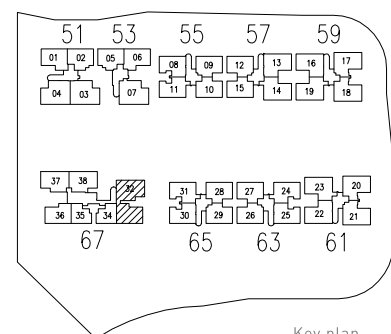
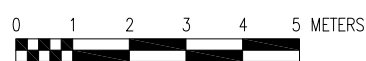
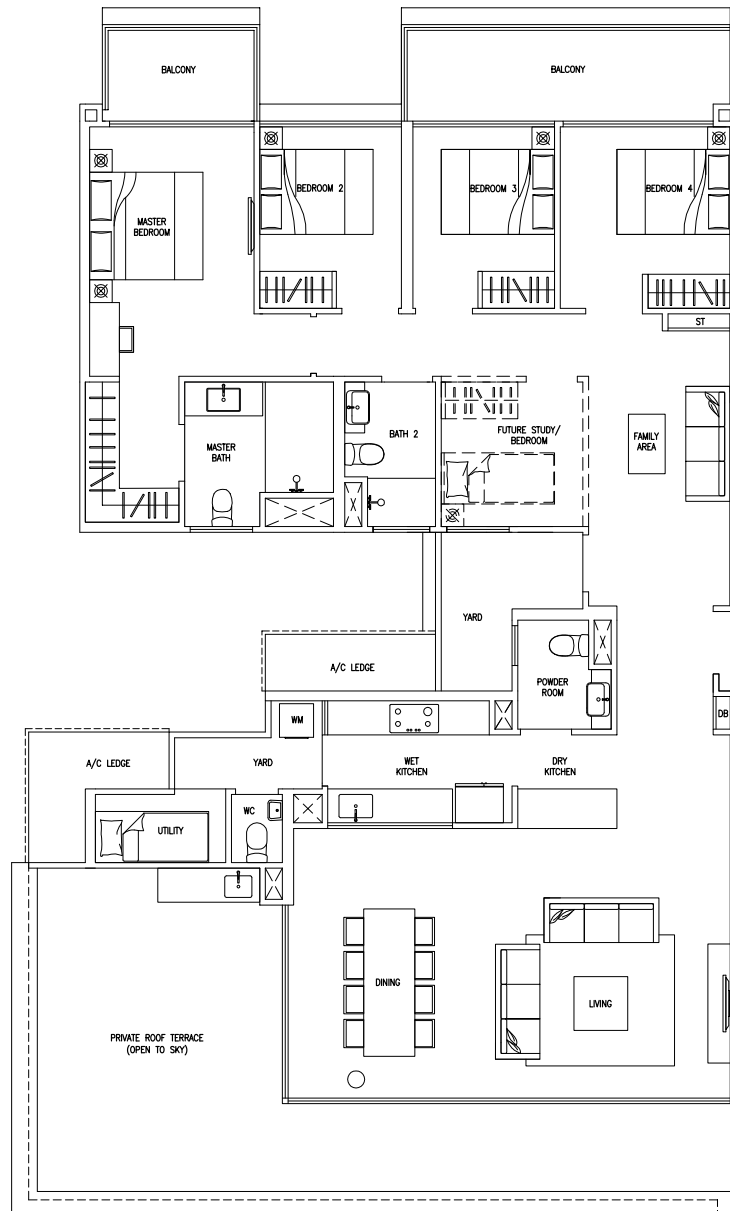
Area includes A/C ledge, balcony, PES, open terrace and void (where applicable). Orientations and facings will differ depending on the unit you are purchasing. Please refer to the key plan. The plans are subjected to change as may be required or approved by relevant authorities. All areas are approximate and subject to final survey. The developer and its agents cannot be held liable for any inaccuracies.

Skysuite

Type G2

221 sq m / 2379 sq ft

#14-32



Key plan
(Not to scale)

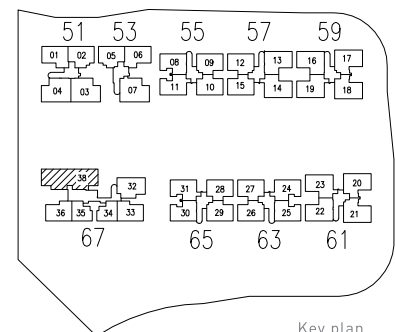
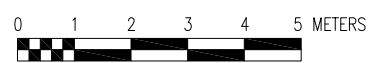
Area includes A/C ledge, balcony, PES, open terrace and void (where applicable). Orientations and facings will differ depending on the unit you are purchasing. Please refer to the key plan. The plans are subjected to change as may be required or approved by relevant authorities. All areas are approximate and subject to final survey. The developer and its agents cannot be held liable for any inaccuracies.

Skysuite

Type G3

239 sq m / 2573 sq ft

#14-38



Key plan
(Not to scale)

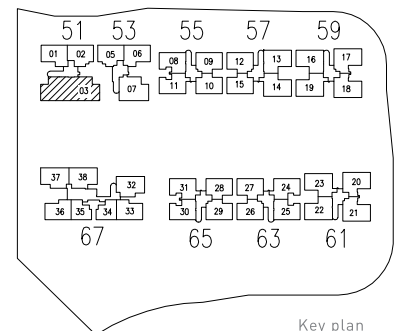
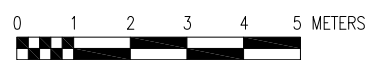
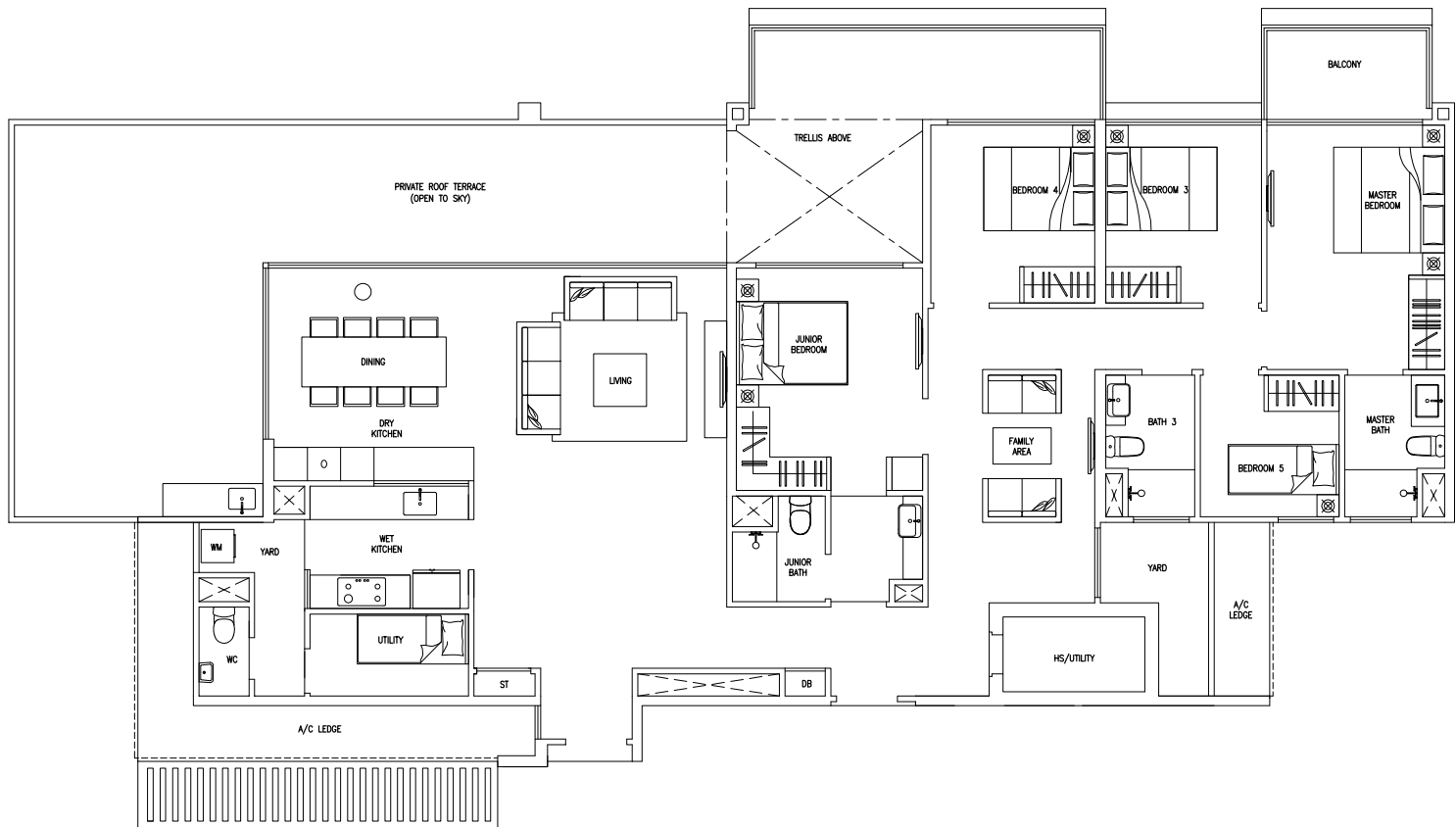
Area includes A/C ledge, balcony, PES, open terrace and void (where applicable). Orientations and facings will differ depending on the unit you are purchasing. Please refer to the key plan. The plans are subjected to change as may be required or approved by relevant authorities. All areas are approximate and subject to final survey. The developer and its agents cannot be held liable for any inaccuracies.

Skysuite

Type G4

274 sq m / 2949 sq ft

#14-03



Key plan
(Not to scale)

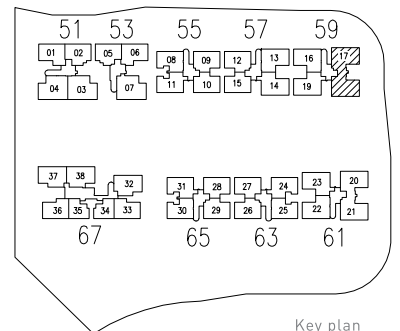
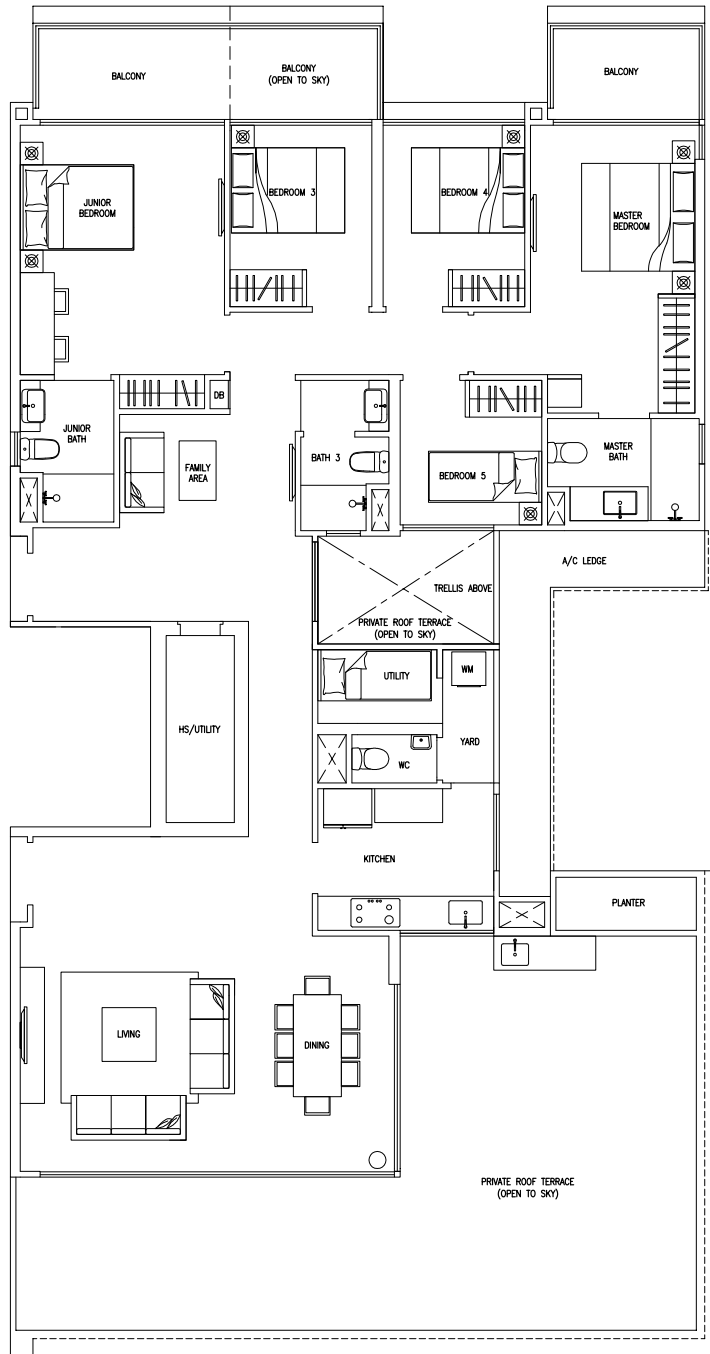
Area includes A/C ledge, balcony, PES, open terrace and void (where applicable). Orientations and facings will differ depending on the unit you are purchasing. Please refer to the key plan. The plans are subjected to change as may be required or approved by relevant authorities. All areas are approximate and subject to final survey. The developer and its agents cannot be held liable for any inaccuracies.

Skysuite

Type G5

250 sq m / 2691 sq ft

#12-17



Key plan
(Not to scale)

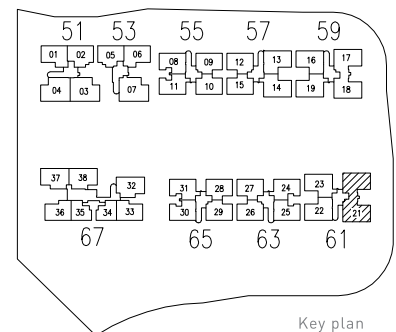
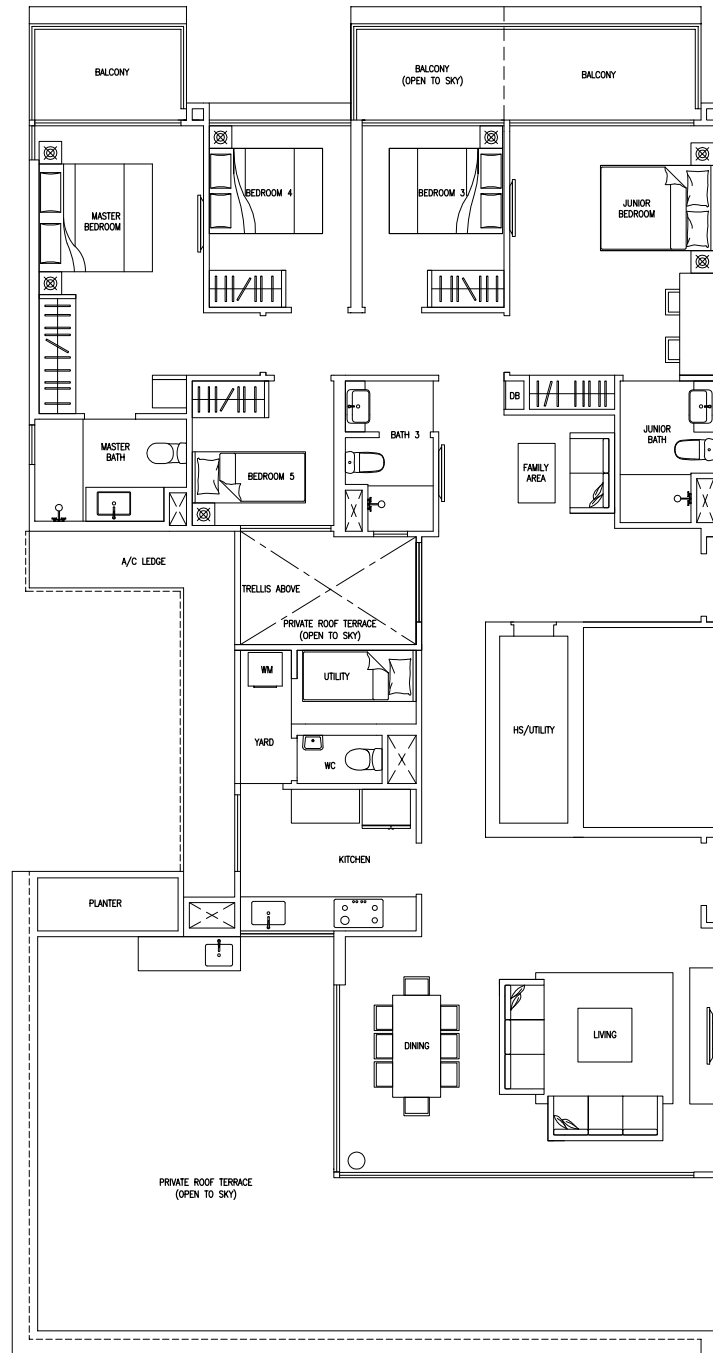
Area includes A/C ledge, balcony, PES, open terrace and void (where applicable). Orientations and facings will differ depending on the unit you are purchasing. Please refer to the key plan. The plans are subjected to change as may be required or approved by relevant authorities. All areas are approximate and subject to final survey. The developer and its agents cannot be held liable for any inaccuracies.

Skysuite

Type G5 (Mirrored Unit)

250 sq m / 2691 sq ft

#12-21



Key plan
(Not to scale)

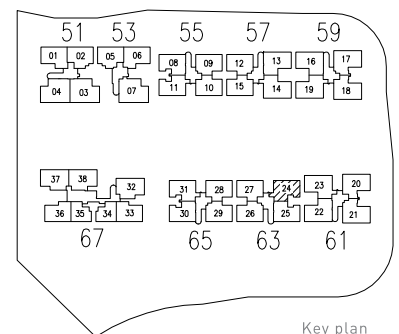
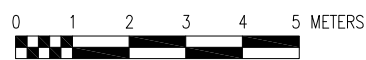
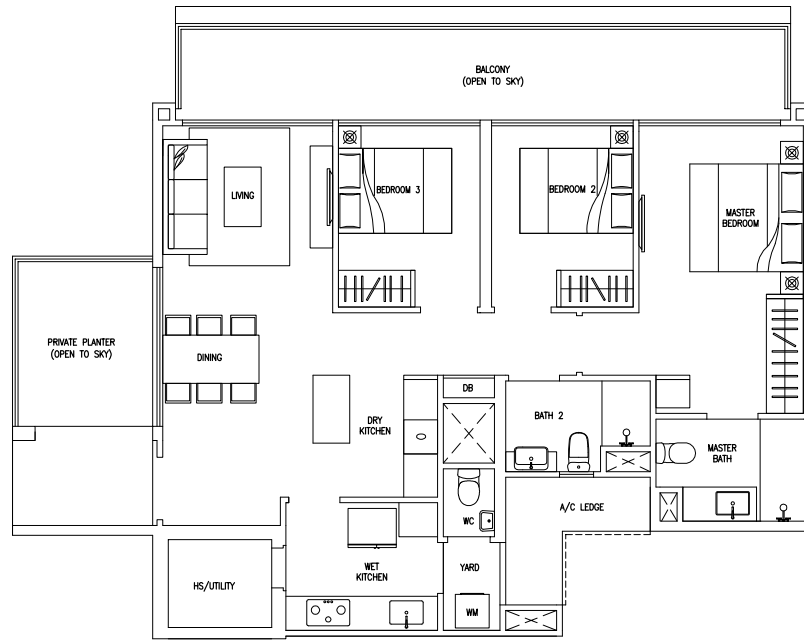
Area includes A/C ledge, balcony, PES, open terrace and void (where applicable). Orientations and facings will differ depending on the unit you are purchasing. Please refer to the key plan. The plans are subjected to change as may be required or approved by relevant authorities. All areas are approximate and subject to final survey. The developer and its agents cannot be held liable for any inaccuracies.

Penthouse

Type C3PHs

124 sq m / 1335 sq ft

#14-24



Key plan
(Not to scale)

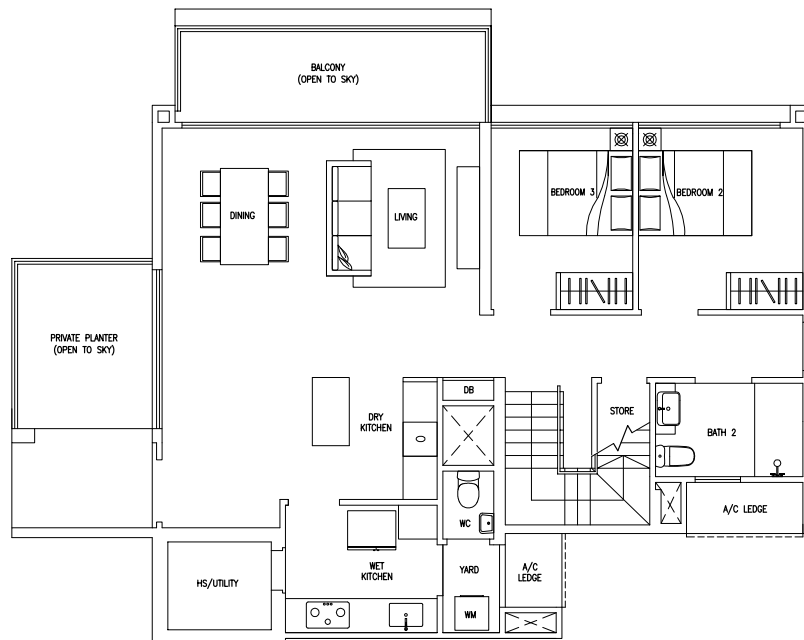
Area includes A/C ledge, balcony, PES, open terrace and void (where applicable). Orientations and facings will differ depending on the unit you are purchasing. Please refer to the key plan. The plans are subjected to change as may be required or approved by relevant authorities. All areas are approximate and subject to final survey. The developer and its agents cannot be held liable for any inaccuracies.

Penthouse

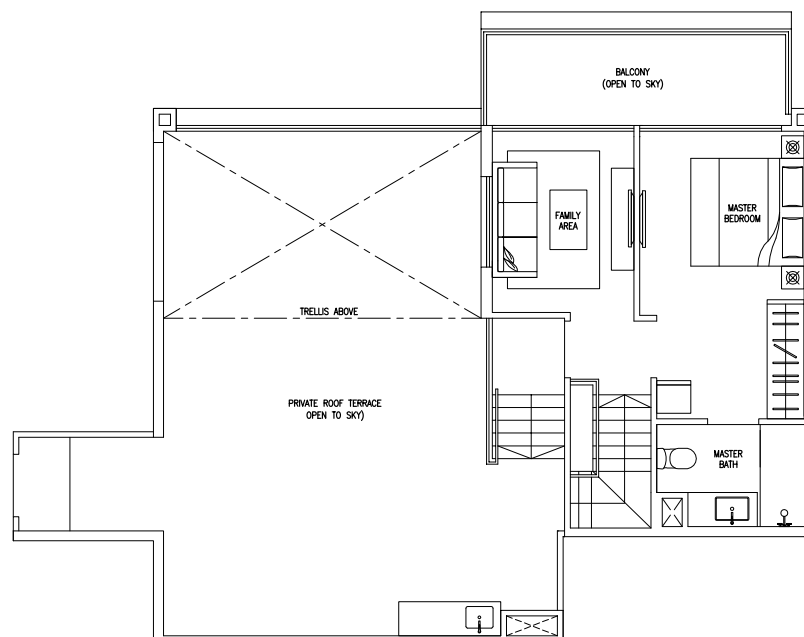
Type C3PHr

224 sq m / 2411 sq ft

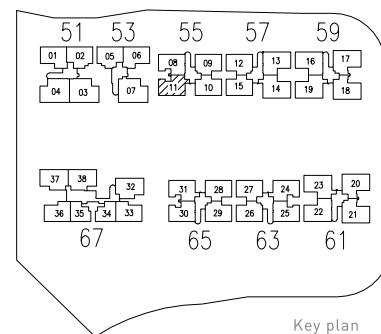
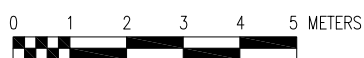
#14-11



Lower Level



Upper Level



Key plan
(Not to scale)

Area includes A/C ledge, balcony, PES, open terrace and void (where applicable). Orientations and facings will differ depending on the unit you are purchasing. Please refer to the key plan. The plans are subjected to change as may be required or approved by relevant authorities. All areas are approximate and subject to final survey. The developer and its agents cannot be held liable for any inaccuracies.

Penthouse

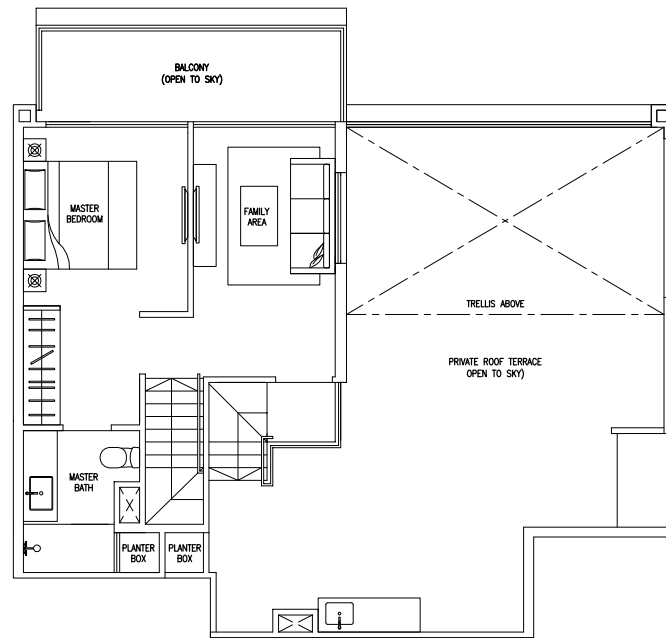
Type C4PHr

209 sq m / 2250 sq ft

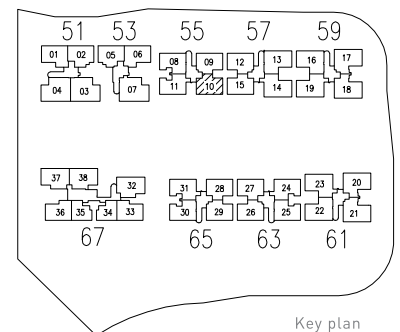
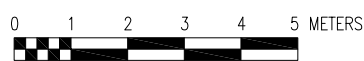
#14-10



Lower Level



Upper Level



Key plan
(Not to scale)

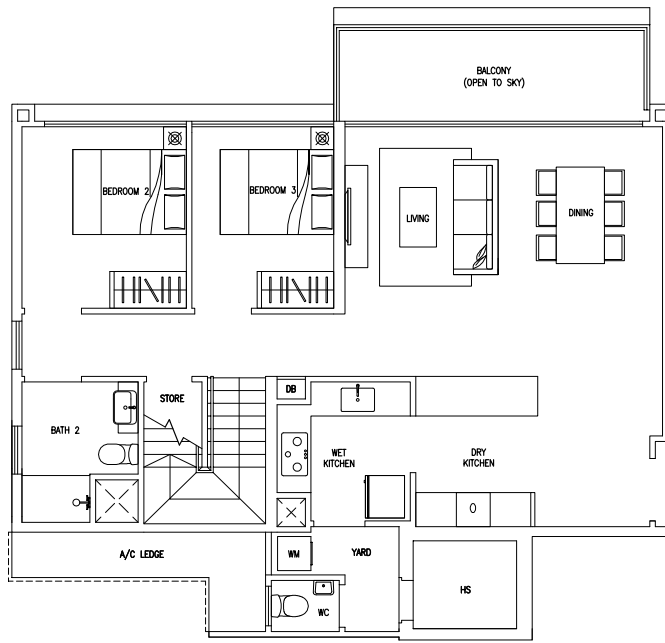
Area includes A/C ledge, balcony, PES, open terrace and void (where applicable). Orientations and facings will differ depending on the unit you are purchasing. Please refer to the key plan. The plans are subjected to change as may be required or approved by relevant authorities. All areas are approximate and subject to final survey. The developer and its agents cannot be held liable for any inaccuracies.

Penthouse

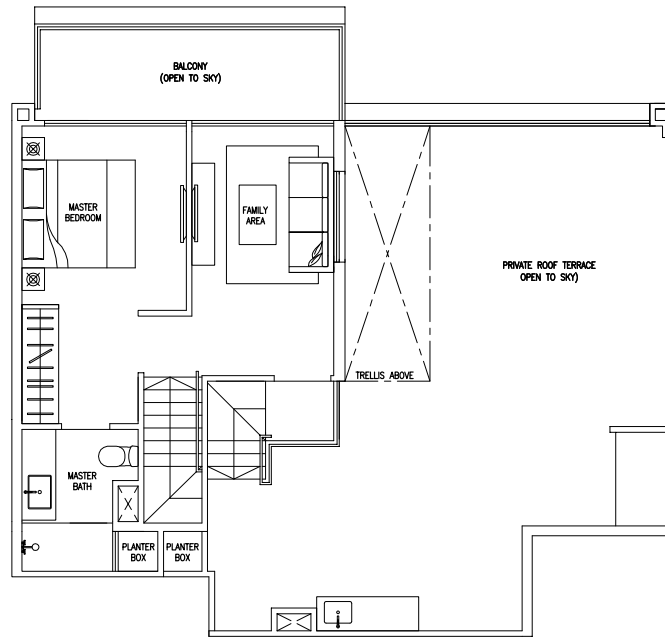
Type C4PHr-2

209 sq m / 2250 sq ft

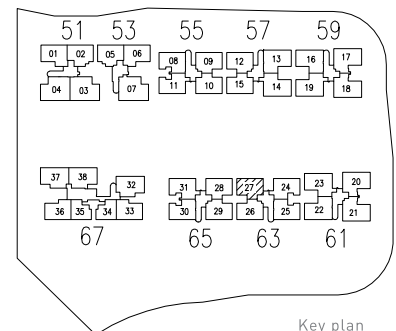
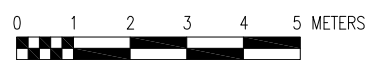
#14-27



Lower Level



Upper Level



Key plan
(Not to scale)

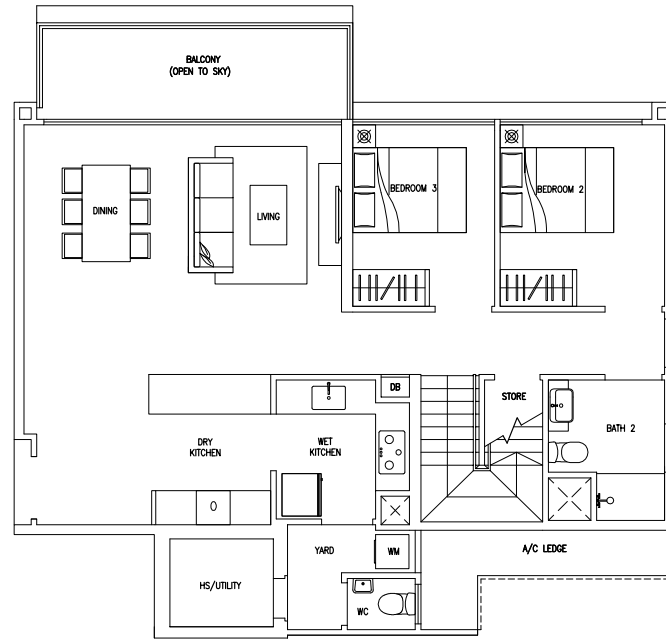
Area includes A/C ledge, balcony, PES, open terrace and void (where applicable). Orientations and facings will differ depending on the unit you are purchasing. Please refer to the key plan. The plans are subjected to change as may be required or approved by relevant authorities. All areas are approximate and subject to final survey. The developer and its agents cannot be held liable for any inaccuracies.

Penthouse

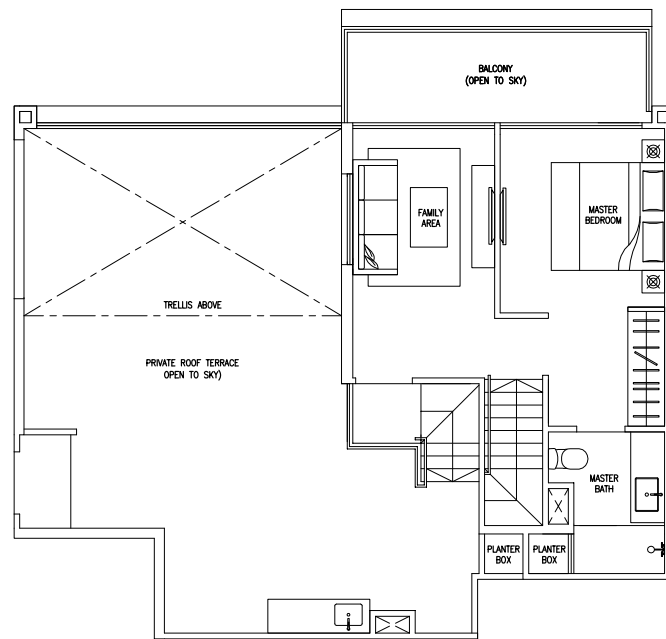
Type C4PHr (Mirrored Unit)

209 sq m / 2250 sq ft

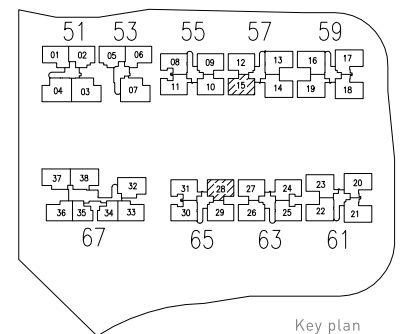
#14-15
#14-28



Lower Level



Upper Level



Key plan
(Not to scale)

Area includes A/C ledge, balcony, PES, open terrace and void (where applicable). Orientations and facings will differ depending on the unit you are purchasing. Please refer to the key plan. The plans are subjected to change as may be required or approved by relevant authorities. All areas are approximate and subject to final survey. The developer and its agents cannot be held liable for any inaccuracies.

Penthouse

Type D3PHr

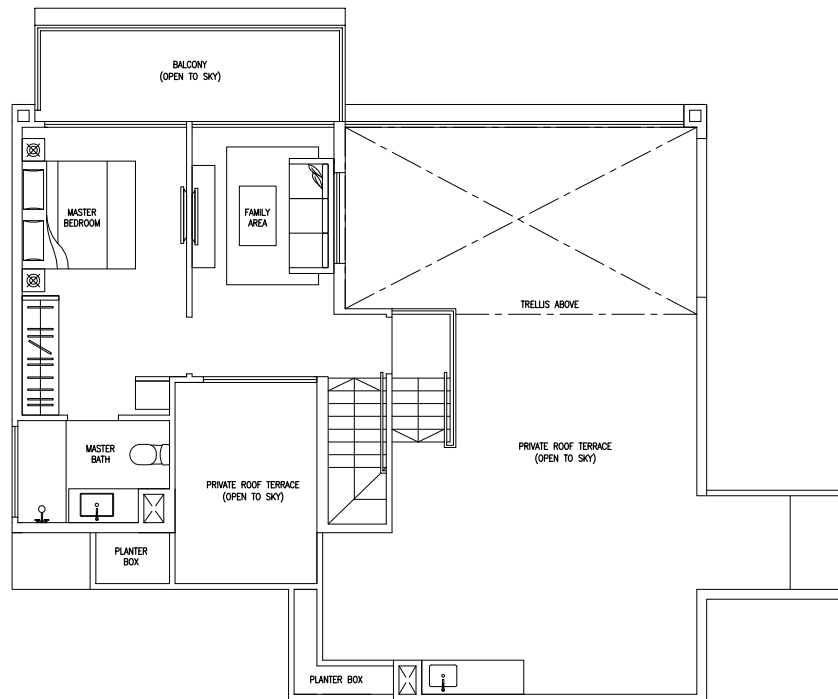
259 sq m / 2788 sq ft

#14-14

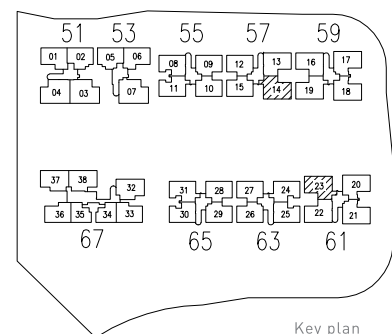
#13-23



Lower Level



Upper Level



Key plan
(Not to scale)

Area includes A/C ledge, balcony, PES, open terrace and void (where applicable). Orientations and facings will differ depending on the unit you are purchasing. Please refer to the key plan. The plans are subjected to change as may be required or approved by relevant authorities. All areas are approximate and subject to final survey. The developer and its agents cannot be held liable for any inaccuracies.

Penthouse

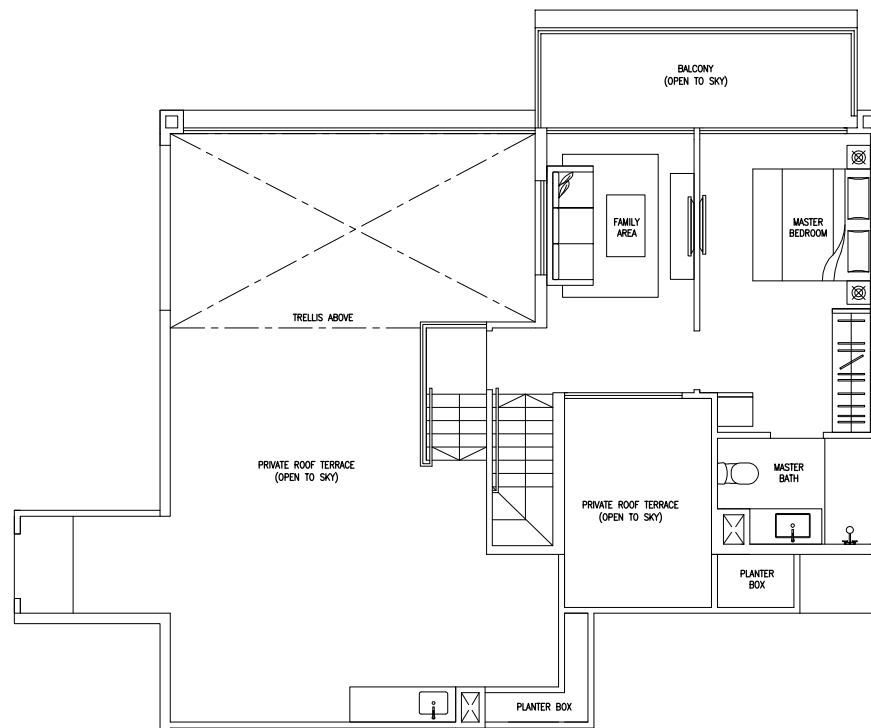
Type D3PHr (Mirrored Unit)

259 sq m / 2788 sq ft

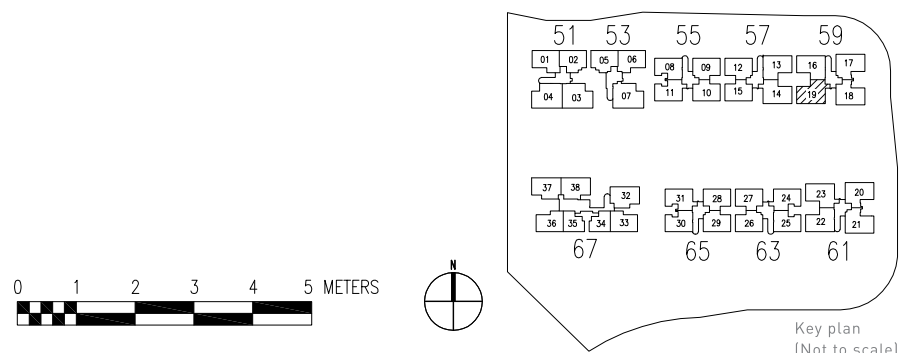
#13-19



Lower Level



Upper Level



Key plan
(Not to scale)

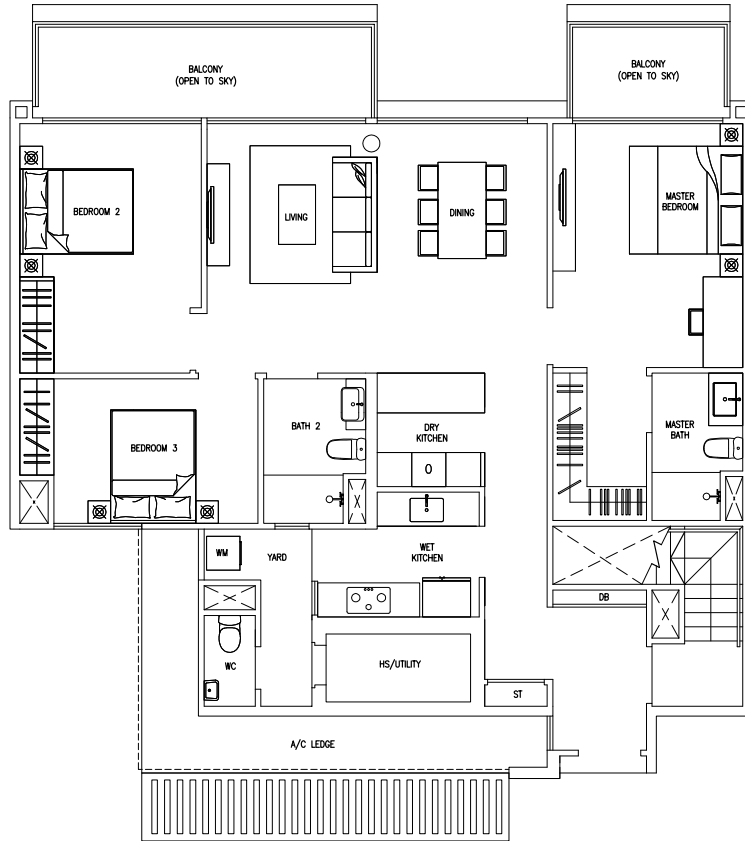
Area includes A/C ledge, balcony, PES, open terrace and void (where applicable). Orientations and facings will differ depending on the unit you are purchasing. Please refer to the key plan. The plans are subjected to change as may be required or approved by relevant authorities. All areas are approximate and subject to final survey. The developer and its agents cannot be held liable for any inaccuracies.

Penthouse

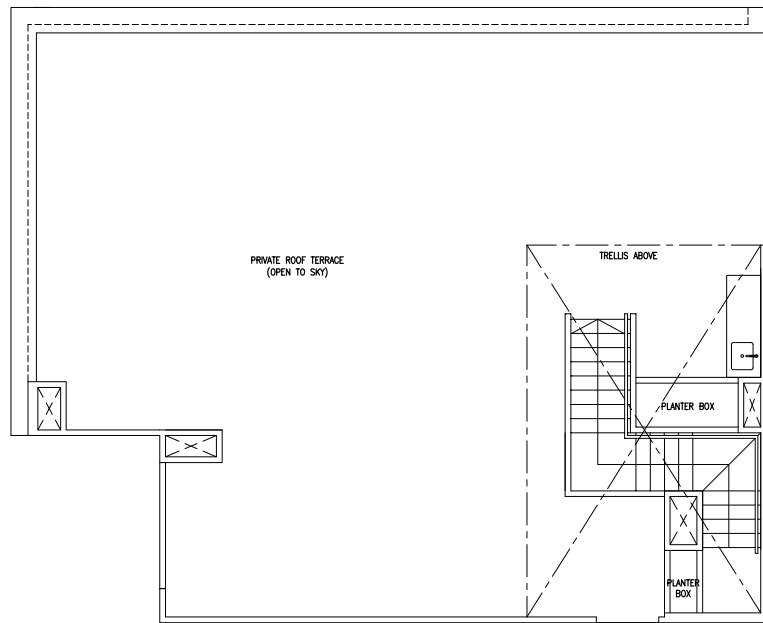
Type F3PHs

277 sq m / 2982 sq ft

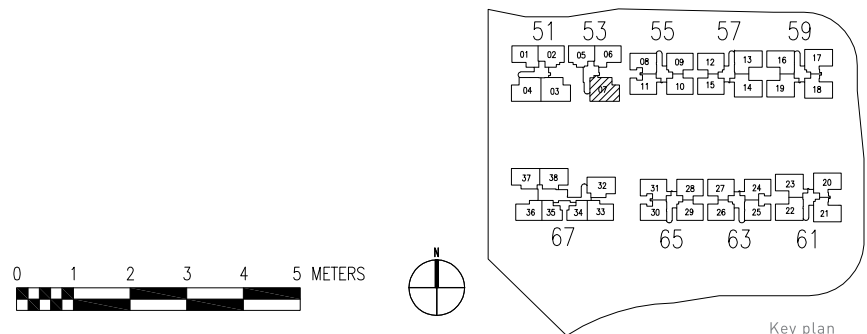
#15-07



Lower Level



Upper Level



Key plan
(Not to scale)

Area includes A/C ledge, balcony, PES, open terrace and void (where applicable). Orientations and facings will differ depending on the unit you are purchasing. Please refer to the key plan. The plans are subjected to change as may be required or approved by relevant authorities. All areas are approximate and subject to final survey. The developer and its agents cannot be held liable for any inaccuracies.

Penthouse

Type G1PHr

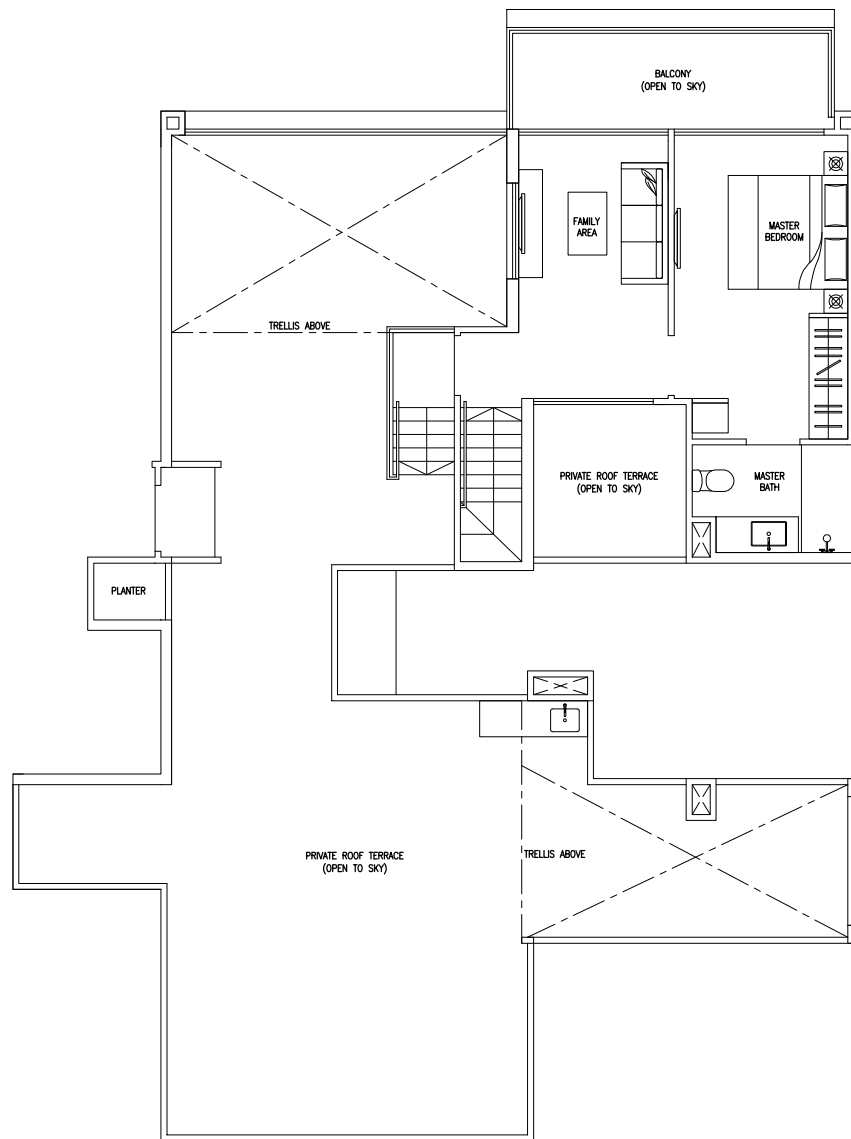
352 sq m / 3789 sq ft

#14-31

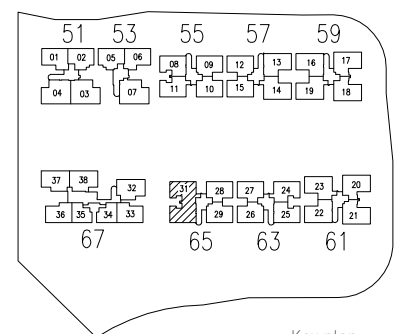


Lower Level

Area includes A/C ledge, balcony, PES, open terrace and void (where applicable). Orientations and facings will differ depending on the unit you are purchasing. Please refer to the key plan. The plans are subjected to change as may be required or approved by relevant authorities. All areas are approximate and subject to final survey. The developer and its agents cannot be held liable for any inaccuracies.



Upper Level



Key plan
(Not to scale)

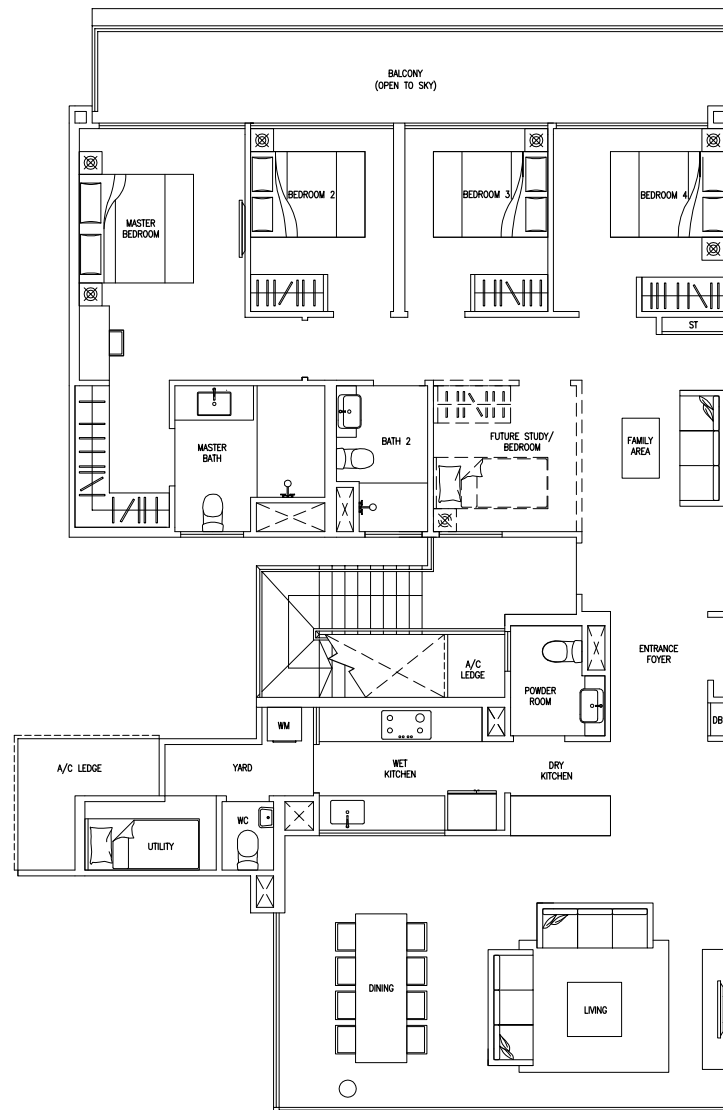
Area includes A/C ledge, balcony, PES, open terrace and void (where applicable). Orientations and facings will differ depending on the unit you are purchasing. Please refer to the key plan. The plans are subjected to change as may be required or approved by relevant authorities. All areas are approximate and subject to final survey. The developer and its agents cannot be held liable for any inaccuracies.

Penthouse

Type G2PHs

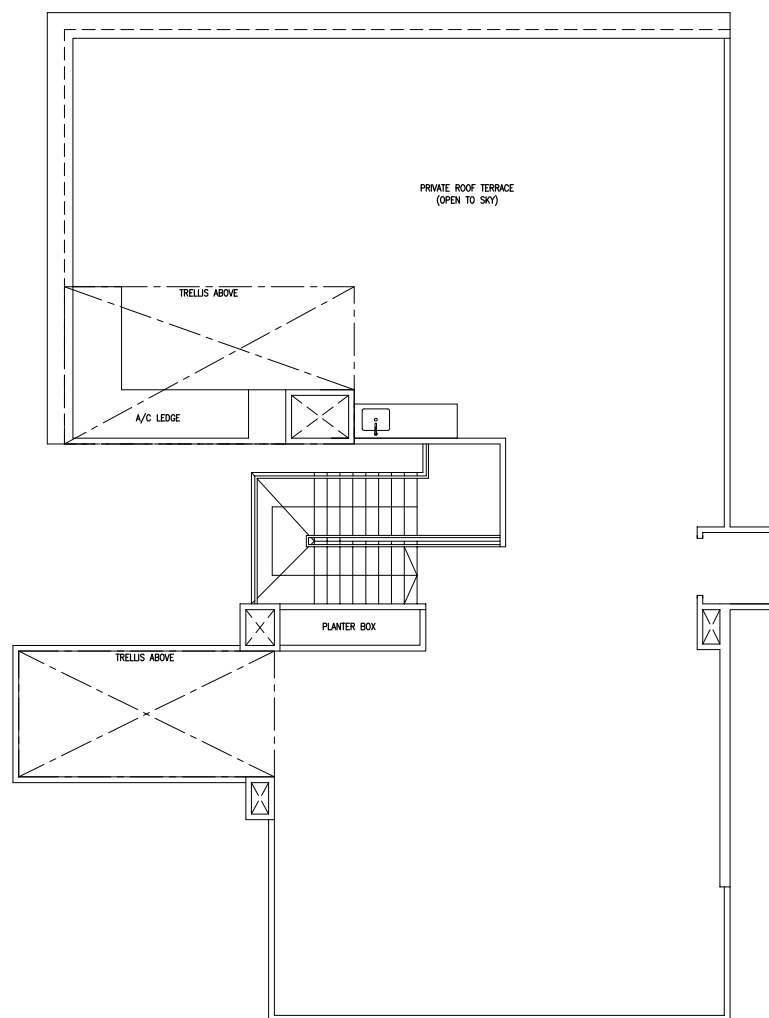
362 sq m / 3897 sq ft

#15-32

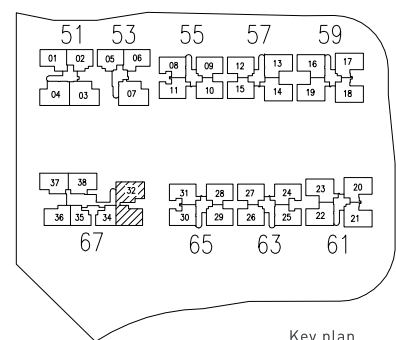
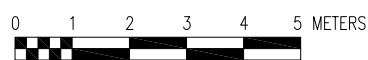


Lower Level

Area includes A/C ledge, balcony, PES, open terrace and void (where applicable). Orientations and facings will differ depending on the unit you are purchasing. Please refer to the key plan. The plans are subjected to change as may be required or approved by relevant authorities. All areas are approximate and subject to final survey. The developer and its agents cannot be held liable for any inaccuracies.



Upper Level



Key plan
(Not to scale)

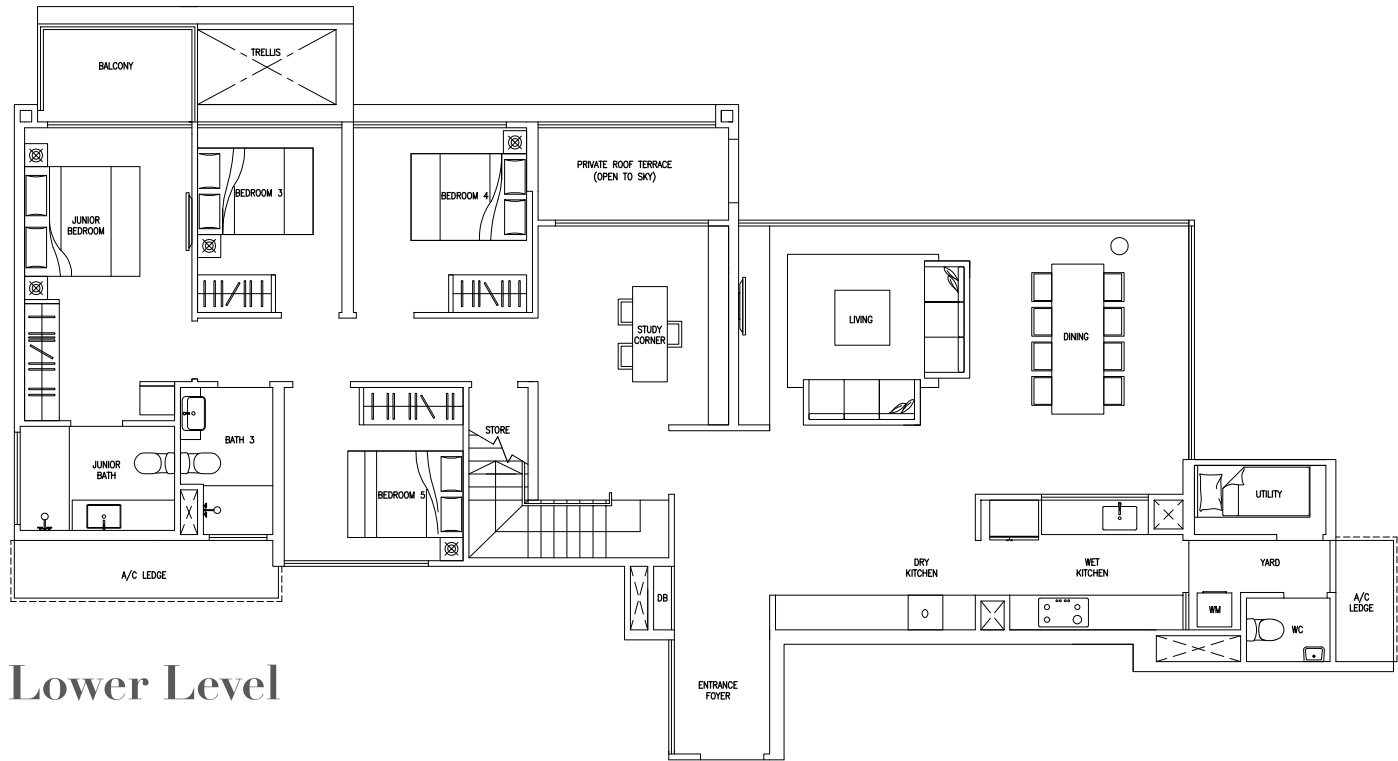
Area includes A/C ledge, balcony, PES, open terrace and void (where applicable). Orientations and facings will differ depending on the unit you are purchasing. Please refer to the key plan. The plans are subjected to change as may be required or approved by relevant authorities. All areas are approximate and subject to final survey. The developer and its agents cannot be held liable for any inaccuracies.

Penthouse

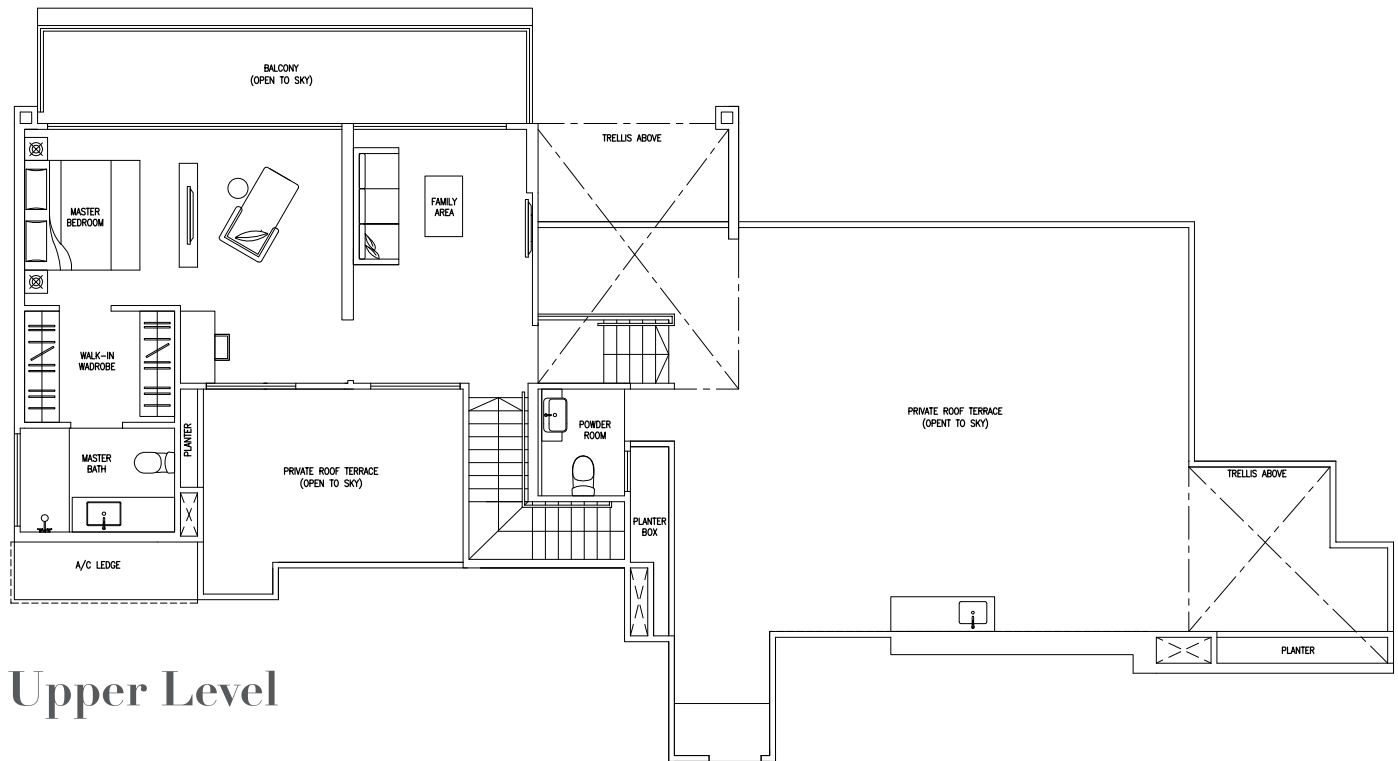
Type G3PHr

359 sq m / 3864 sq ft

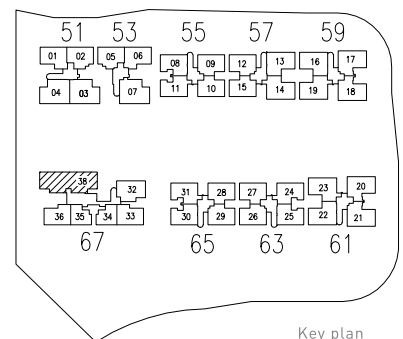
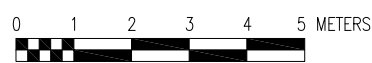
#15-38



Lower Level



Upper Level



Key plan
(Not to scale)

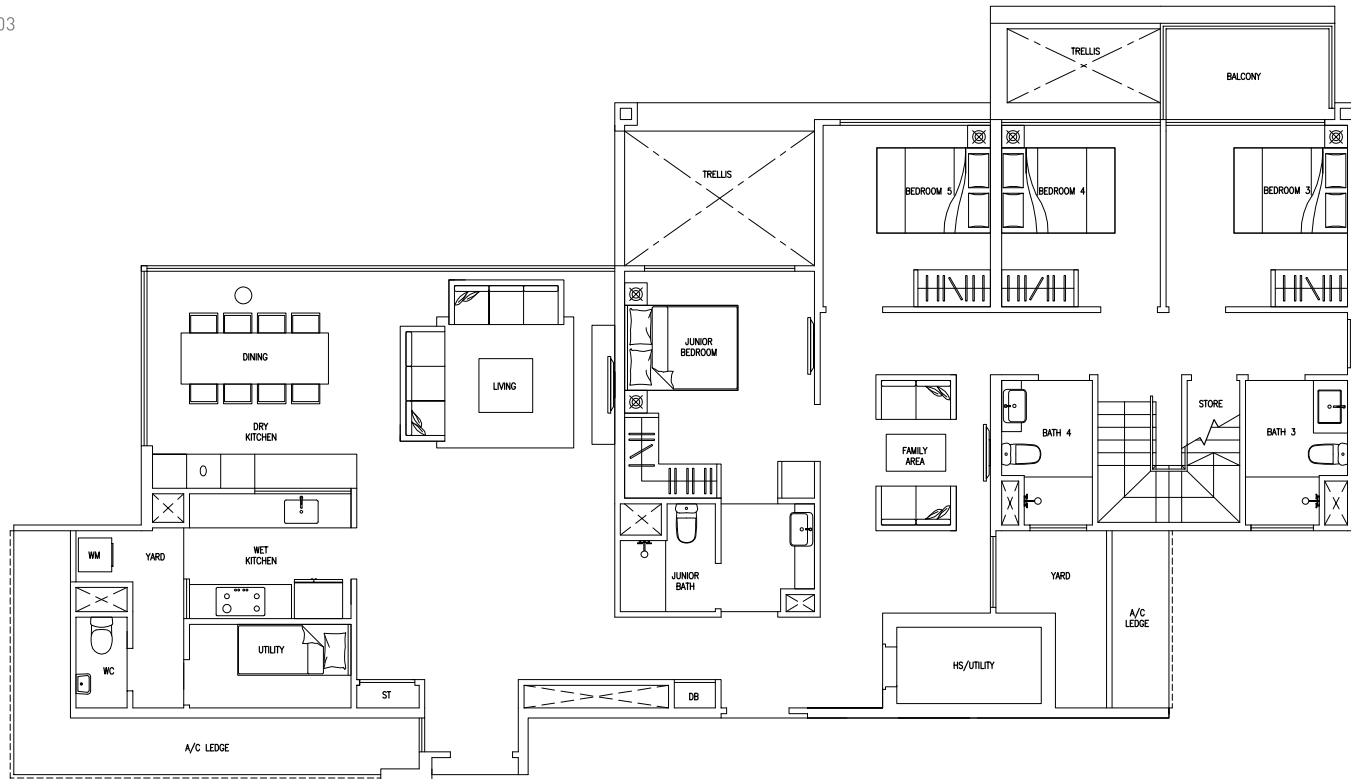
Area includes A/C ledge, balcony, PES, open terrace and void (where applicable). Orientations and facings will differ depending on the unit you are purchasing. Please refer to the key plan. The plans are subjected to change as may be required or approved by relevant authorities. All areas are approximate and subject to final survey. The developer and its agents cannot be held liable for any inaccuracies.

Penthouse

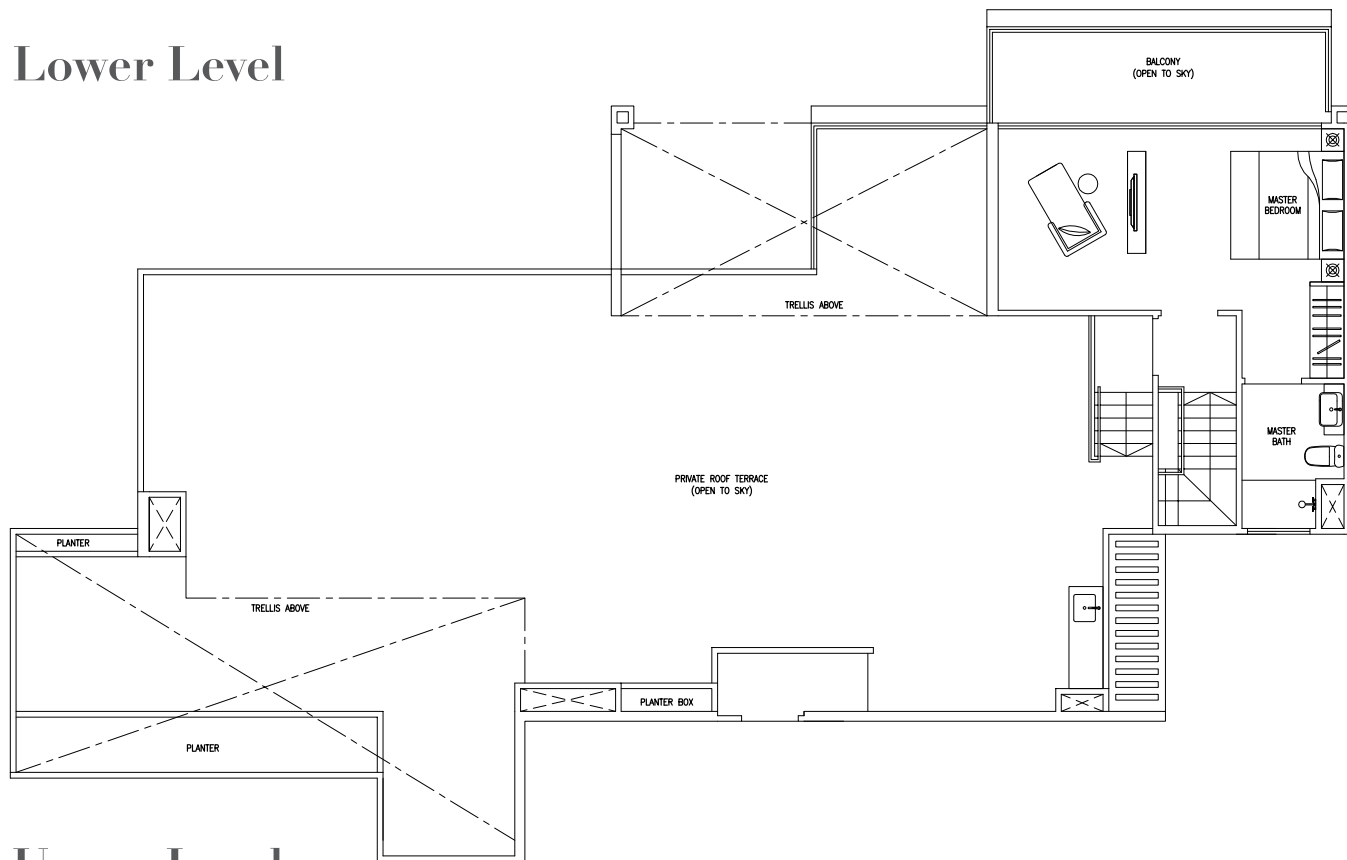
Type G4PHr

404 sq m / 4349 sq ft

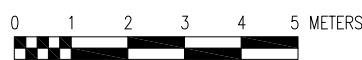
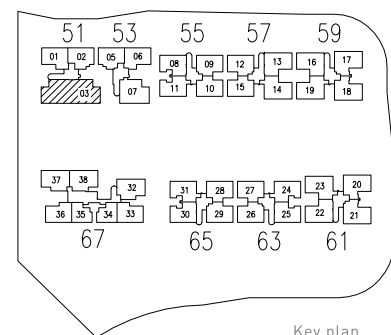
#15-03



Lower Level



Upper Level



Key plan
(Not to scale)

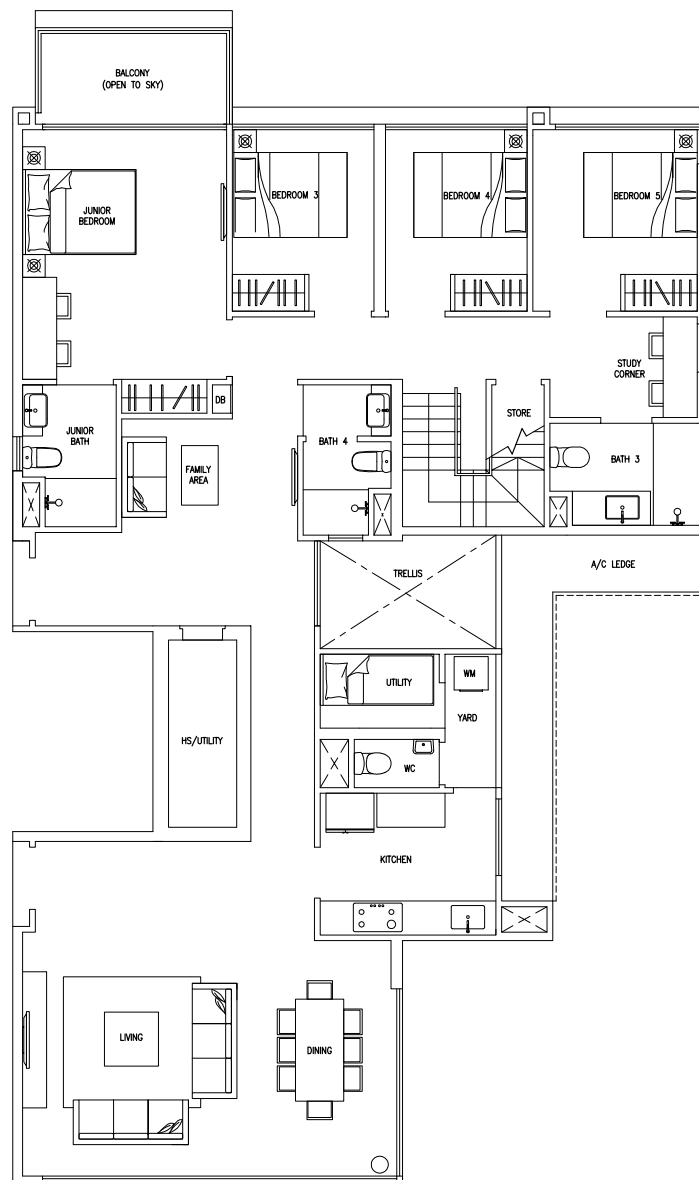
Area includes A/C ledge, balcony, PES, open terrace and void (where applicable). Orientations and facings will differ depending on the unit you are purchasing. Please refer to the key plan. The plans are subjected to change as may be required or approved by relevant authorities. All areas are approximate and subject to final survey. The developer and its agents cannot be held liable for any inaccuracies.

Penthouse

Type G5PHr

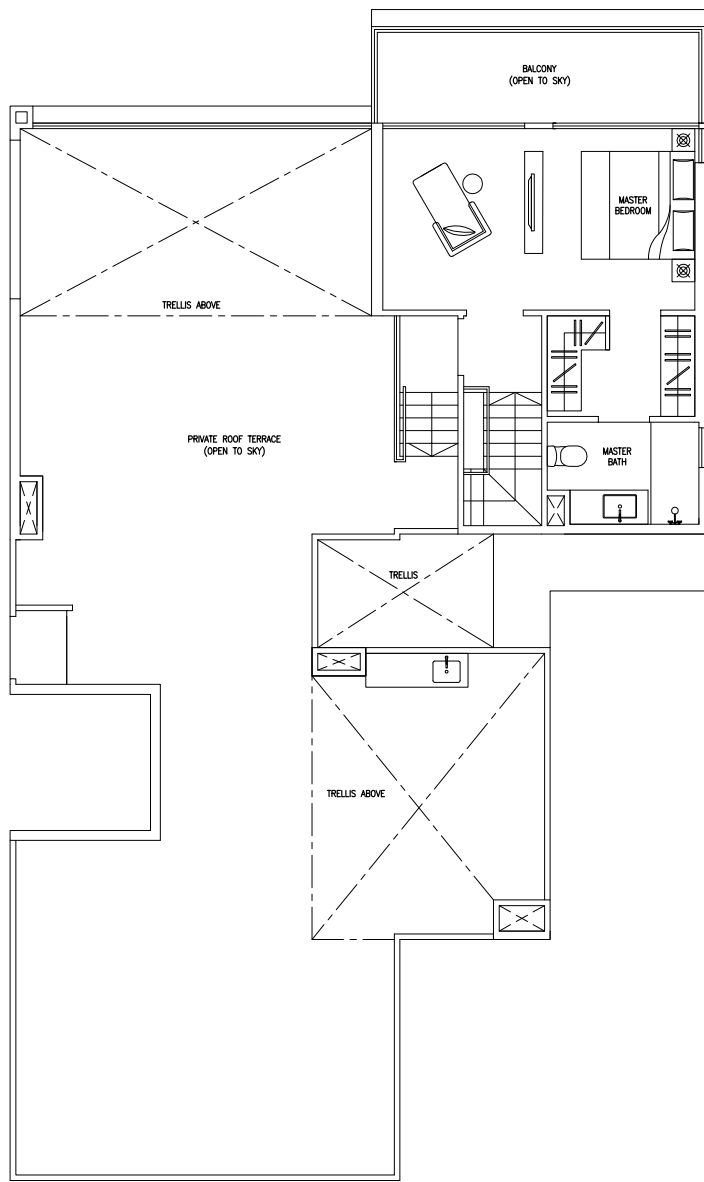
351 sq m / 3778 sq ft

#13-17

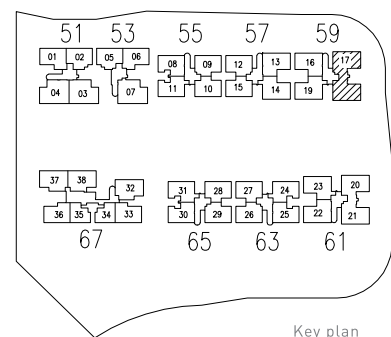
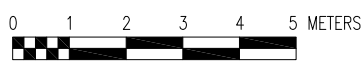


Lower Level

Area includes A/C ledge, balcony, PES, open terrace and void (where applicable). Orientations and facings will differ depending on the unit you are purchasing. Please refer to the key plan. The plans are subjected to change as may be required or approved by relevant authorities. All areas are approximate and subject to final survey. The developer and its agents cannot be held liable for any inaccuracies.



Upper Level



Key plan
(Not to scale)

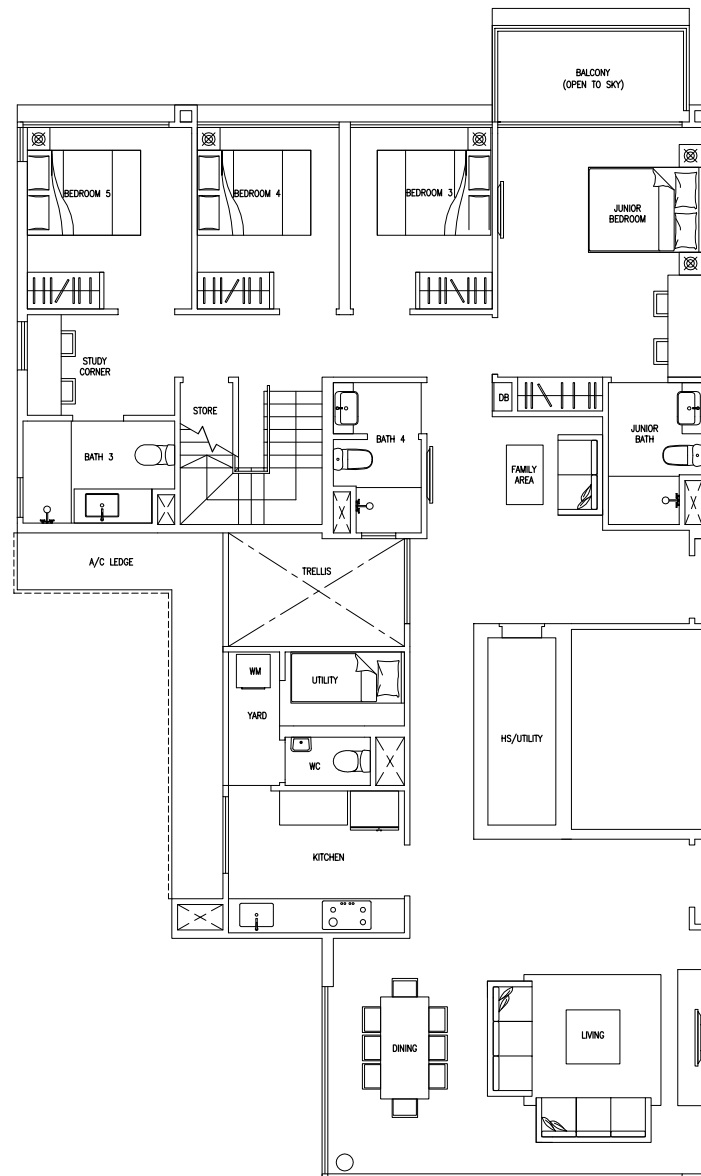
Area includes A/C ledge, balcony, PES, open terrace and void (where applicable). Orientations and facings will differ depending on the unit you are purchasing. Please refer to the key plan. The plans are subjected to change as may be required or approved by relevant authorities. All areas are approximate and subject to final survey. The developer and its agents cannot be held liable for any inaccuracies.

Penthouse

Type G5PHr (Mirrored Unit)

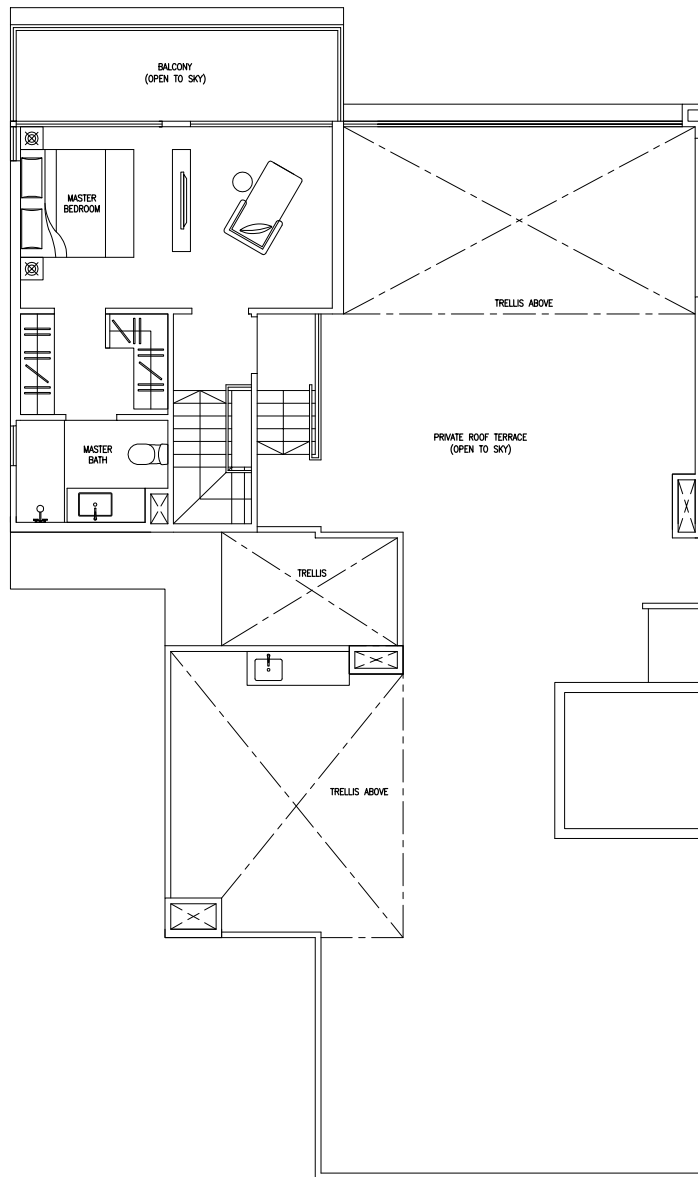
351 sq m / 3778 sq ft

#13-21

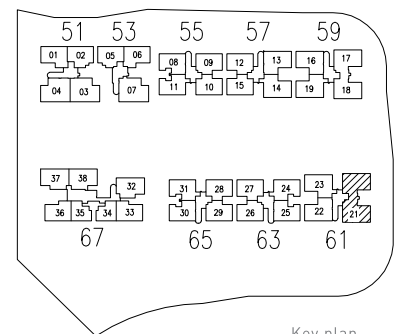
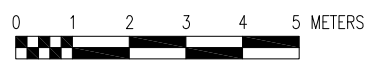


Lower Level

Area includes A/C ledge, balcony, PES, open terrace and void (where applicable). Orientations and facings will differ depending on the unit you are purchasing. Please refer to the key plan. The plans are subjected to change as may be required or approved by relevant authorities. All areas are approximate and subject to final survey. The developer and its agents cannot be held liable for any inaccuracies.



Upper Level



Key plan
(Not to scale)

Area includes A/C ledge, balcony, PES, open terrace and void (where applicable). Orientations and facings will differ depending on the unit you are purchasing. Please refer to the key plan. The plans are subjected to change as may be required or approved by relevant authorities. All areas are approximate and subject to final survey. The developer and its agents cannot be held liable for any inaccuracies.

Specifications

1. FOUNDATION

Precast concrete piles/bored piles.

2. SUPERSTRUCTURE

Reinforce concrete structure/steel structure.

3. WALLS

a. External Wall	Concrete and/or masonry wall
b. Internal Wall	Masonry and/or in-situ and/or pre-cast RC wall and/or dry wall partition system

4. ROOF

a. Flat roof	Reinforced concrete roof with insulation and waterproofing system
--------------	-------------------------------------------------------------------

5. CEILING

a. Apartment		
i.	Kitchen, Bathroom, Localised areas with box-up (where applicable)	Ceiling boards with emulsion paint
ii.	Other parts of the apartment (where applicable)	Skim coat on concrete ceiling with emulsion paint

b. Common Area		
i.	Lift lobbies at Basement, 1st storey and typical lobbies	Ceiling board with paint and/or cement plaster with paint
ii.	Generally	Cement sand plaster with paint

6. FINISHES

a. Wall		
i. Unit	Living, Dining, Bedrooms, Dry kitchen, Utility, Store (where applicable), Household Shelter, Corridors, Private Internal Staircase (where applicable), PES, Balcony, A/C ledge	Tile and/or emulsion paint finish
	Kitchen, Yard, WC, Master bathroom and Bathroom (where applicable)	Tile and/or emulsion paint finish
ii. Common Area	Lift Lobbies	Stone and/or Tile and/or emulsion paint finish
	Basement Carpark	Plaster and /or skim coat with emulsion paint

b. Floor		
i. Unit	Living, Dining, Master bathroom, Common bathroom, Dry Kitchen, Kitchen, HS, Yard, PES, Balcony and Roof terrace	Tile
	Bedroom	Laminate flooring
	Planter and AC ledge	Cement and sand screed
ii. Common Area	Lift Lobbies	Tile

7. WINDOWS

All windows of the apartment will be aluminum-framed windows with clear and/or tinted and/or frosted glass (where applicable).

8. DOORS

a.	Main Entrance	Approved fire-rated timber door
b.	Living/ Dining/ Family/ Bedrooms to Private Enclosed Space/ Balcony/ Open Balcony/ Open Roof Terrace	Aluminium-framed sliding and/or swing glass door and/or fixed glass panel with clear and/or tinted and/or frosted glazing
c.	Bedrooms, Bathrooms, Powder Room, Store Room	Timber and/or aluminium door
d.	Kitchen	Timber door
e.	Household Shelter	Approved blast-proof metal door
f.	Private Enclosed Space	Aluminum and/or metal gate
g.	Open Roof Terrace	Aluminium door and/or metal gate
h.	Yard, WC, Utility	Aluminium and/or PVC bi-fold door
	Good quality locksets and ironmongery to be provided to all doors.	

9. SANITARY FITTINGS

a. Master Bathroom, Common Bath	
i.	Shower cubicle with 1 shower mixer set
ii.	1 wash basin with mixer
iii.	1 water closet
iv.	1 towel rail and/or towel hook
v.	1 toilet paper holder
vi.	1 mirror

b. Powder Room	
i.	1 wash basin with mixer
ii.	Water closet
iii.	1 toilet paper holder
iv.	1 mirror

c. WC	
i.	Shower set (cold water inlet only)
ii.	1 wash basin and tap
iii.	1 water closet
iv.	1 toilet paper holder

10. ELECTRICAL INSTALLATION

a.	All electrical wirings are concealed except for electrical wiring above the false ceiling which shall be in exposed conduits
b.	Refer to Electrical Schedule in S&P Agreement for details

11. TV/DATA/TELEPHONE

Refer to Electrical Schedule in S&P Agreement for details.

12. LIGHTNING PROTECTION

Lightning Protection System shall be provided in accordance with current edition of Singapore Standard SS555:2010.

13. PAINTING

a.	External Walls	Spray textured coating and/or emulsion paint and/or other approved exterior paint
b.	Internal Walls	Emulsion paint

14. WATER PROOFING

Waterproofing shall be provided to floor slabs of Bathrooms, WCs, Powder Room, Kitchen, Yard, Balcony, Open Balcony, Open Roof Terrace, Private Enclosed Space, Swimming Pool, and Reinforced Concrete Flat Roof.

15. DRIVEWAY AND CAR PARK

a.	Surface driveway/drop off and ramp	Pavers and/or reinforce concrete slab and/or tarmac and/or stone (where applicable)
b.	Basement Car Park	Reinforced concrete slab

16. RECREATIONAL FACILITIES

a.	Spa Pool
b.	Aqua Deck with Loungers
c.	Poolside Deck
d.	Lap Pool
e.	Kids' Pool
f.	Family Pavilion
g.	BBQ Pavilion
h.	Jogging Loop
i.	Reflexology Footpath
j.	Tai-Chi Lawn
k.	Fitness Station
l.	Tennis Court
m.	Children's Playground
n.	Treehouse

17. ADDITIONAL ITEMS

a.	Kitchen cabinets	Kitchen cabinets with solid surface worktop and sink with mixer
b.	Kitchen Appliances	Cooker hood, cooker hob and built-in oven for all kitchens. (Except DK Studio's kitchen, where electric hob and hood are provided)
c.	Wardrobe	Quality wardrobe provided to all bedrooms
d.	Air-Conditioning	Air-conditioning to Living/ Dining, Master Bedroom, Junior Master Bedroom, Bedroom and Study (where applicable)
e.	Hot water supply	Hot water supply will be provided to all bathrooms and Wet Kitchen
f.	Security	i. Telephony between Basement and First Storey Lift Lobby to Apartment Units, where applicable, based on a telephone line system
		ii. Automatic car barrier access system provided at the main entrance
		iii. Card Access System provided at basement and 1st storey lift lobbies
		iv. Closed circuit television system at designated common areas

Notes:

A. Marble/Compressed Marble/Limestone/Granite

Marble/compressed marble/limestone/granite are natural stone materials containing veins with tonality differences. There will be colour and markings caused by their complex mineral composition and incorporated impurities. While such materials can be pre-selected before installation, this non-conformity in the marble/compressed marble/limestone/granite as well as non-uniformity between pieces cannot be totally avoided. Granite tiles are pre-polished before laying and care has been taken for their installation. However, granite, being a much harder material than marble, cannot be re-polished after installation. Hence, some differences may be felt at the joints. Subject to clause 14.3 of the S&P Agreement, the tonality and pattern of the marble, limestone or granite selected and installed shall be subject to availability.

B. Timber Strips

Timber strips are to be of composite or natural materials containing veins and tonal differences. Thus, it is not possible to achieve total consistency of colour and grain in their selection and installation. Timber strips are also subject to thermal expansion and contraction beyond the control of builder and vendor. Natural timber that is used outdoors will become bleached due to sunlight and rain. Thus, the cycle of maintenance on staining will need to be increased as required. Notwithstanding this note, the Vendor shall remain fully responsible for the performance of its obligations under clause 9 of the S&P Agreement and clause 17 of the S&P Agreement.

C. Air-Conditioning System

To ensure good working condition of the air-conditioning system, the system has to be maintained and cleaned on a regular basis by the Purchaser. This includes the cleaning of filters, clearing of condensate pipes and charging of gas. The Purchaser is advised to engage his/her own contractor to service the air-conditioning system regularly.

D. Television and/or Internet Access

The Purchaser is liable to pay annual fee, subscription fee and such other fees to the television and/or internet service providers or any other relevant party or any relevant authorities. The Vendor is not responsible to make arrangements with any of the said parties for the service connection for their respective channels and/or internet access.

E. Materials, Fittings, Equipment, Finishes, Installations and Appliances

Subject to clause 14.3 of the S&P Agreement, the brand, colour and model as specified for all materials, fittings, equipment, finishes, installations and appliances to be supplied shall be provided subject to Architect's selection and market availability and the sole discretion of the vendor.

F. Layout/Location of Wardrobes, Cabinets, Fan Coil Units, Electrical Points, Television Points, Telecommunication Points, Audio Intercom System, Door Swing Positions and Plaster Ceiling Boards

Layout/Location of wardrobes, kitchen cabinets, fan coil units, electrical points, television points, telecommunication points, audio intercom system, door swing positions and plaster ceiling boards are subject to Architect's final decision and design.

G. Warranties

Where warranties are given by the manufacturers and/or contractors and/or suppliers of any of the equipment and/or appliances installed by the Vendor at the Unit, the Vendor will assign to the Purchaser such warranties at the time when vacant possession of the Unit is delivered to the Purchaser. Notwithstanding this assignment, the Vendor shall remain fully responsible for the performance of its obligations under clause 9 of the S&P Agreement and clause 17 of the S&P Agreement.

H. Web Portal of the Housing Project

The Purchaser will have to pay annual fee, subscription fee or any such fee to the service provider of the Web Portal of the Housing Project as may be appointed by the Vendor or the Management Corporation when it is formed.

I. False Ceiling

The false ceiling space provision allows for the optimal function and installation of M&E services. Access panels are allocated for ease of maintenance access to concealed M&E equipment for regular cleaning purposes. Where removal of equipment is needed, ceiling works will be required. Location of false ceiling is subject to the Architect's sole discretion and final design.

J. Glass

Glass is manufactured material that is not 100% pure. Invisible nickel sulphide impurities may cause spontaneous glass breakage, which may occur in all glass by all manufacturers. The Purchaser is recommended to take up home insurance covering glass breakage to cover this possible event. Notwithstanding this note, the Vendor shall remain fully responsible for the performance of its obligations under clause 9 of the S&P Agreement and clause 17 of the S&P Agreement.

K. Laminated Flooring

Laminated flooring is manufactured material which contains tonality differences to match natural wood finish. Thus, it is not possible to achieve total consistency of colour and grain in its selection and installation. Laminated floors are installed in modular planks and are subject to thermal expansion and contraction beyond the control of builder and vendor. Notwithstanding this note, the Vendor shall remain fully responsible for the performance of its obligations under clause 9 of the S&P Agreement and clause 17 of the S&P Agreement.

L. Mechanical Ventilation System

Mechanical Ventilation fans and ductings are provided to toilets which are not naturally ventilated. To ensure good working condition of the mechanical ventilation system, the mechanical ventilation system for the exhaust system within internal toilets (where applicable) is to be maintained by the Purchaser on a regular basis.

M. Planters

Planters are designed to take the loading of potted plants only. No soil material or turf/plants will be provided in the planters.

N. Wall

All wall finishes shall be terminated at false ceiling level. There will be no tiles/stone works behind kitchen cabinets/long bath/vanity cabinet/mirror.

O. Tiles

Selected tile sizes and tile surfaces flatness cannot be perfect and are subject to acceptable range described in Singapore Standards SS483:2000.

P. Position and Provision of Power Points, Switches and TV Outlets and Other Items

The position and provision of all power points, switches and TV outlets and other items listed in the Electrical Schedule in S&P Agreement as may be displayed in the showflat(s) are indicative and for illustration purposes only and subject to our Consultants' design.

Q. Open Roof Terrace, Open Terrace, Balcony and Private Enclosed Space (PES)

Open roof terrace, open terrace, balcony and PES which are open or covered by trellises should not be covered by roofs. Covering of the open roof terrace, open terrace, balcony and private enclosed space (PES) constitutes additional Gross Floor Area(GFA), which requires the necessary planning permission from the Authority and consensus of the Management Corporation.

Disclaimer:

While every reasonable care has been taken in preparing this brochure and in constructing the scale models and show flats, Tampines EC Pte Ltd (the "Developer") and its Marketing Agent(s) cannot be held responsible for any inaccuracies or omission. Visual representations, scale models, show flat displays and illustrations, photographs, art renderings and other graphic representations and references are intended to portray only artistic impressions of the development and cannot be regarded as representations of fact. All information, specifications, rendering, visual representations and plans are current at the time of publication and are subject to change as may be required by the Developer and/or the competent authorities, and shall neither form part of any offer or contract nor constitute any warranty by us and shall not be regarded as statements and/or representations of fact. Floor areas are approximate measurements and are subject to final survey. The Sale and Purchase Agreement (the "Sale Agreement") shall form the entire agreement between the Developer and the Purchaser, and shall supercede all statements, representations or promises made prior to the signing of the Sale Agreement and the terms of the Sales Agreement shall in no way be modified by any statements, representations of promises by the Developer and/ or its Marketing Agent(s). The property is subject to final inspection by the relevant authorities to comply with the current codes of practice.

Developers' Track Record

Developed by Tampines EC Pte Ltd
a consortium comprising:

AMARA HOLDINGS LIMITED

Amara Holdings Limited ("Amara") is a home-grown integrated lifestyle group with operations in Hotel Investment and Management, Property Investment and Development, as well as Specialty Restaurants and Food Services. Amara's Property Investment and Development operations span across retail, commercial and residential sectors.



(Clockwise from top left)

1. Killiney 118
2. The Abode at Devonshire
3. The Linear

An Amara home draws inspiration from natural surroundings while celebrating the good life that one aspires to lead each day. We believe that by creating a blissful lifestyle, one can truly enjoy home and experiences discovered in it.

In a continuous effort to deliver creativity and value to our customers, Amara has developed several highly desired residential projects within Singapore. Our residential portfolio includes The Linear, Residence at Hythe Road, The Abode at Devonshire and Chelsea Village. The property arm of Amara has also recently developed Killiney 118, a six-storey freehold boutique development with close proximity to Orchard Road.

KAY LIM HOLDINGS PTE LTD

Started in 1989 as a construction business, Kay Lim Holdings Pte Ltd ("Kay Lim") has established itself as an A1 contractor with the Building and Construction Authority (BCA). With extensive experience in the building and construction industry, some of its award-winning projects include the Victoria School and Hostel and HDB's first eco-precinct project, Treetlodge@Punggol.

Kay Lim was awarded the Green and Gracious Builder Award by BCA for its effort to address environmental and public concerns arising from construction works. It is also the main contractor for CleanTech One, the first building in Singapore's first eco-business park.

Kay Lim diversified into the property development business in 2010, with its successful launch of Rangoon 88 at Rangoon Road. The company together with SingXpress Land, is also the developer for Pasir Ris One, a DBSS project.



(From top)

1. Rangoon 88 at Rangoon Road
2. CleanTech One

With its commitment towards sustainable environmental protection and delivering quality products, home buyers can be assured that they will be getting value for their money.

SINGXPRESS LAND LTD



(From top)

1. Charlton Residences
2. Pasir Ris One (DBSS)

SGX-Catalist listed, SingXpress Land Ltd ("SingXpress Land" or the "Group") specialises in property development, real estate investment, real estate co-investing, property trading and real estate management services. It is backed by a management team and a board of directors with strong financial expertise and experience in property development and management.

SingXpress Land's distinction as an industry player is in its combined strategy of focusing strongly on design and utilising an "investment banking" approach towards property development. A vision of its Managing Director, Mr Chan Heng Fai, SingXpress Land's "investment banking" approach is essentially a syndication approach whereby the Group leads in seeking out development sites or other related opportunities, sets the commercial parameters (including the level of debt and equity) and then brings in co-investors and joint venture partners, playing as far as possible a lead or co-lead role for the duration of such projects.

In March 2012, SingXpress Land has sold out all units of Charlton Residences (previously Foh Pin Mansion) within four months after its launch. Following that feat, SingXpress Land successfully launched Pasir Ris One in April 2012, a DBSS development adjacent to Pasir Ris MRT.



AMARA HOLDINGS LIMITED



Holdings Pte Ltd
佳林控股私人有限公司



SINGXPRESS
LAND

DISCLAIMER

While every reasonable care has been taken in preparing this brochure and in constructing the models and sales gallery/show flats, neither the developer nor its agents will be held responsible for any inaccuracies or omissions. All statements are believed to be correct but are not to be regarded as statements or representation of facts. All information and specifications are current at the time of going to press and are subject to such changes as may be required by the developer. All plans and models are not to scale unless expressly stated and are subject to any amendments which are required or approved by the relevant authorities. Renderings and illustrations are artist's impressions only and photographs are only decor suggestions and cannot be regarded as representations of fact. All areas and other measurements are approximate only and subject to final survey. The Sale and Purchase Agreement embodies all the terms and conditions between the developer and the purchaser and supersedes and cancels in all respects all previous representations, warranties, promises, inducements or statements of intention, whether written or oral made by the developer and/or the developer's agent which are not embodied in the Sale and Purchase Agreement.

Developer : Tampines EC Pte Ltd . Company Registration No.: 201212595D . Developer's License No.: C0989 . Tenure of Land: 99 years commencing 13 August 2012 . Lot Nos. / Mukim : Lot02911V MK29 at Tampines Central 7, Tampines Avenue 9, Tampines Avenue 7 . BP No.: A1812-00001-2012-BP01 dated 20 November 2012 . Expected Date of Vacant Possession: 13 May 2016 .
Expected Date of Legal Completion: 13 May 2019

