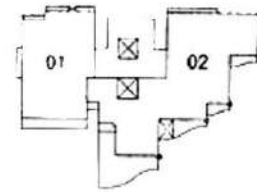


Lower Storey

Type **LP2** - 398 sq m /4284 sq ft
 Penthouse
 #28-02

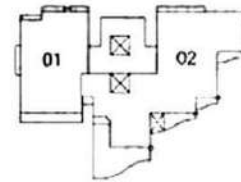


Upper Storey



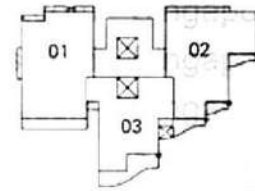


Type **LP1** - 259 sq m 2788 sq ft
 Penthouse
 #28-01
 (incl of a/c ledge, planter, void & roof terrace)





Type **A2** - 129 sq m 1389 sq ft
 3-bedroom apartment
 #02-02 to #27-02
 (incl of a/c ledge & planter)





Type **A1**- 131 sq m /1410 sq ft
 3-bedroom apartment
 #02-01 to #27-01
 (incl of a/c ledge & planter)

